

READ 180

Evaluation Report

August 2009 to June 2012

What is READ 180?

- READ 180 is designed to meet struggling, adolescent readers where they are and bridge them to independence with rigorous, grade-level text
- READ 180 is a comprehensive system of curriculum, instruction, assessment, and professional development proven to raise reading achievement for struggling readers in grades 4–12+
- Designed for any student reading two or more years below grade-level, READ 180 leverages adaptive technology to individualize instruction for students and provide powerful data for differentiation to teachers

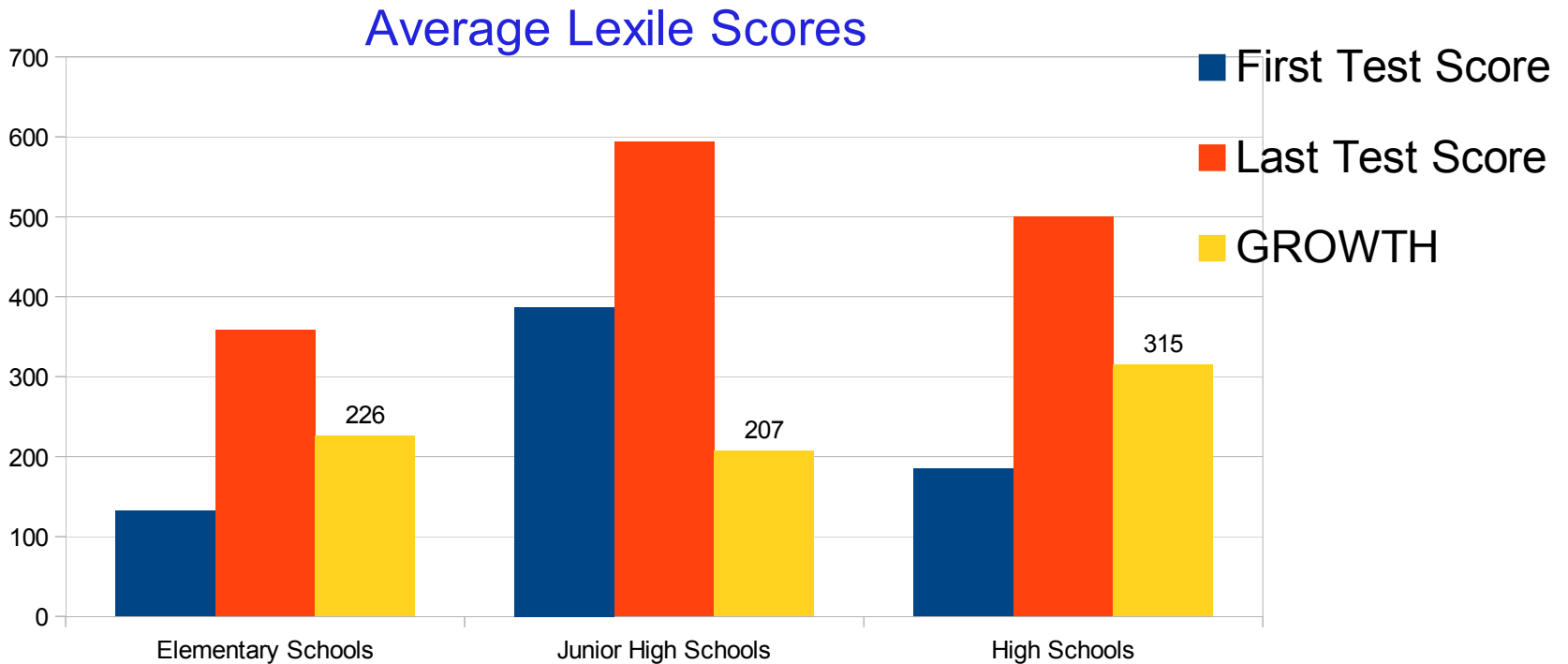
Evaluation Continued

- READ 180 uses the Lexile Framework for Reading developed by Dr. Jack Stenner
- Lexile scoring provides a common metric for measuring text difficulty and student reading level
- Lexile measurement and grade level proficiency in ELA California Common Core State Standards

| Common Core Band | The Lexile Framework® |
|------------------------------------|-----------------------|
| 2 nd – 3 rd | 420 – 820 |
| 4 th – 5 th | 740 – 1010 |
| 6 th – 8 th | 925 – 1185 |
| 9 th – 10 th | 1050 – 1335 |
| 11 th – CCR | 1185 – 1385 |

**ELA/ELD New Research on Text Complexity Additions to
Appendix A of the CCSS September 24–25, 2012**

District Wide Lexile Growth R180 Students

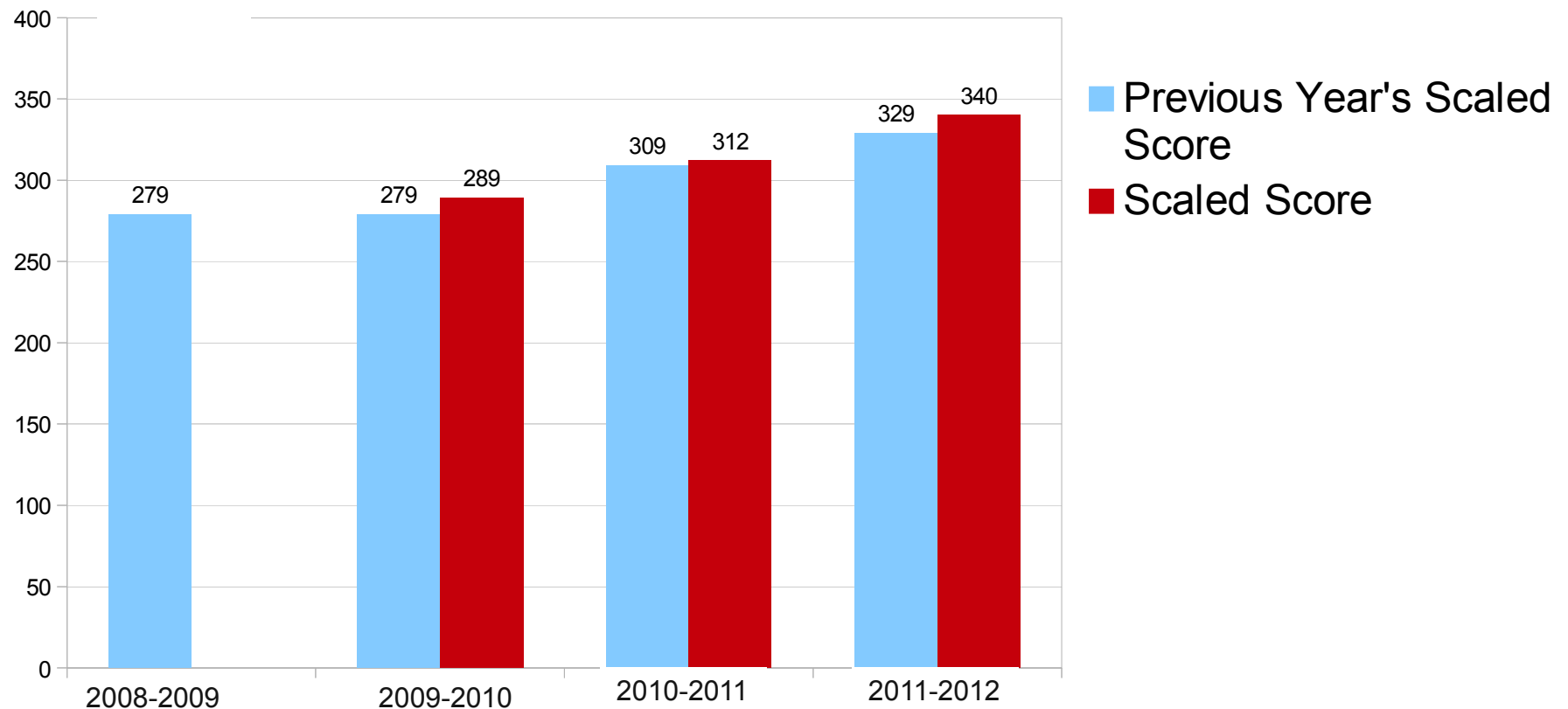


CST Performance Report

- Scholastic's Read 180 program was adopted by the Board in Spring of 2009
- Read 180 has served as a replacement curriculum for the core (Open Court in elementary schools and Holt in secondary schools)
- 2009-2010, 998 students participated in the program
- 2010-2011, 1,368 students participated in the program
- 2011-2012, 1,544 students participated in the program
- Of these students, 75% were English learners.

CST/ELA Performance for READ 180 participants

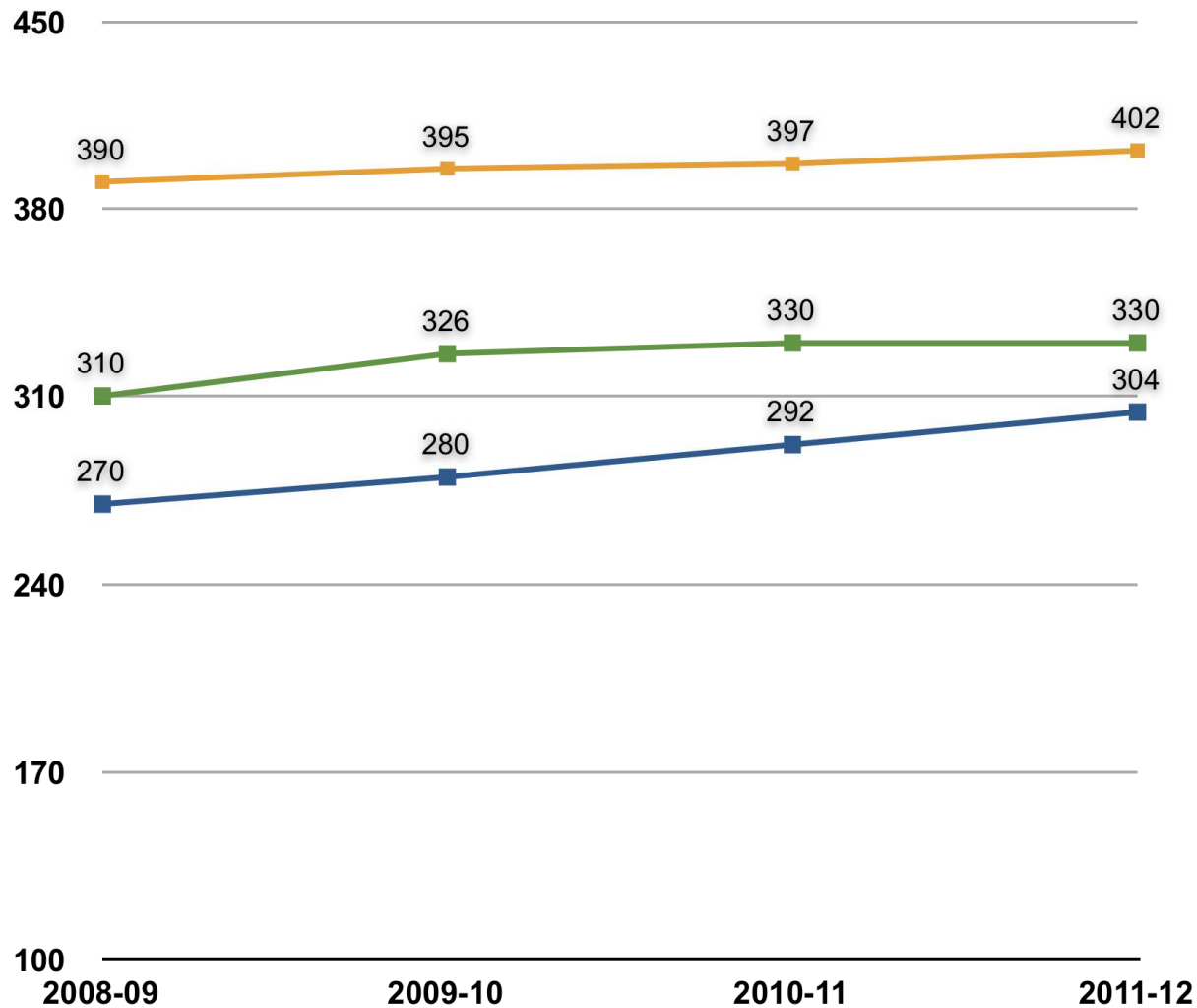
CST/ELA Median Scores



CST/ELA Performance for READ 180 participants

- EL participants demonstrated annual CST/ELA gains ranging from 3 to 11 points during this three-year period.
- The baseline CST/ELA scores of participating ELs increased significantly each year.
- CST/ELA scores increased to near proficiency level (340) by the end of the third year.

Comparison of ELA CST Performance By Group



- Read 180 3-year Participants
- EL Non-Read 180 Participants
- English Only Students

Over the period of 2008-2012:

- English Only students gained 12 points.
- EL non-Read 180 students gained 20 points.
- Read 180 3-year participants gained 34 points.

CST Scores:

299-250 Below Basic
300-349 Basic
350-400 Proficient
401+ Advanced

Conclusion

- English learners participating in Read 180 demonstrated modest growth during each year of program implementation.
- The CST/ELA scores for English learners participating in Read 180 for three years, rose nearly double the rate of all English learners district-wide during the same period.