

Santa Barbara High School

**Comprehensive
School Safety Plan
For 2013-14**

700 E. Anapamu St., Santa Barbara, CA 93103
Phone: (805) 966-9101
Fax: (805) 963-0895
<http://www.sbhsdons.org>

School Safety Plan

Signature Page for 2013-14

The undersigned members of the School Safety Planning Committee certify that the requirements for the School Safety Plan have been met.



Principal


School Site Council President


Santa Barbara Teachers Association Representative


California School Employee Association Representative

 PTSA
Parent Representative


Law Enforcement Representative

Preface

The Comprehensive School Safety Plan process is designed to be utilized as a school resource for prevention/mitigation, preparedness, response and recovery planning and training as well as meeting the requirements for the annual Safety Plan process under Senate Bill 187 and the National Incident Management System. It is designed to be an electronic and hard copy safety plan. This document must be updated as necessary to meet site, district and community needs, forms or requirements. It is not intended to be a “grab and go” guide in an actual emergency.

NOTE: Some elements of this School Safety Plan are confidential. Copies of these confidential elements are secured at the school site and district office. These elements include: student and staff personal information, emergency evacuation, ingress/egress routes and other sensitive emergency contact information.

Following any emergency, notify the district superintendent's office: 805-896-1727

Table of contents

School Safety Plan	Error! Bookmark not defined.
Signature Page for 2013-14	Error! Bookmark not defined.
Preface	3
Chapter 1: School Safety Plan	7
<i>Introduction</i>	7
Chapter 2: School Safety Planning Committee	8
Chapter 3: Annual Safety Goals	10
<i>Safety Plan Goals for 2013-14</i>	
Chapter 4: Policies and Procedures	14
<i>Mandated Policies and Procedures</i>	14
<i>Suspension and Expulsion Policies</i>	14
<i>Staff Notification of Dangerous Students</i>	15
<i>Sexual Harassment Policy</i>	15
<i>Board Policy 5145.7: “Sexual Harassment”</i>	15
<i>Mandated Reporting</i>	16
<i>Mandated Child Abuse Reporting</i>	16
<i>Sexual Activity</i>	17
Chapter 5: Drills and Emergency Disaster Procedures	19
<i>Authorities, References, and Definitions</i>	19
<i>Definitions: Incidents, Emergencies, Disasters</i>	20
<i>Levels of Response</i>	20
<i>Emergency Phases</i>	21
<i>Planning</i>	22
<i>Procedures for Safe Ingress and Egress</i>	22
<i>Fire Drills</i>	23
<i>Lockdown Drills</i>	23
<i>Shelter-In-Place</i>	24
<i>District and Parent Responsibilities for Students</i>	24
<i>Emergency Response Procedures Basic Actions</i>	26

Chapter 6: Earthquake Considerations.....	28
<i>Earthquake Overview</i>	<i>28</i>
<i>Earthquake Drills</i>	<i>28</i>
<i>Earthquake Drop, Cover, and Hold.....</i>	<i>29</i>
Chapter 7: Special Considerations for Other Emergencies	30
<i>Fire</i>	<i>30</i>
<i>Power Outage/Rolling Blackouts.....</i>	<i>30</i>
<i>Bomb Threat</i>	<i>31</i>
<i>Intruder on Campus.....</i>	<i>31</i>
<i>Poisoning, Chemical Spills, Hazardous Materials</i>	<i>32</i>
<i>Pandemic Illness.....</i>	<i>33</i>
<i>Bioterrorism.....</i>	<i>33</i>
Chapter 8: Medical Emergencies	35
<i>Types of First Aid responses</i>	<i>35</i>
<i>Suicide Threats and Attempts.....</i>	<i>35</i>
<i>Triage Guidelines</i>	<i>36</i>
<i>TRIAGE Priorities</i>	<i>36</i>
Chapter 9: Incident Command System	37
<i>Responsibilities for a School Disaster</i>	<i>37</i>
<i>Primary Incident Command System Functions.....</i>	<i>37</i>
<i>Unified Command Structure</i>	<i>38</i>
<i>School ICS Team Leaders.....</i>	<i>38</i>
<i>District Emergency Directory.....</i>	<i>39</i>
<i>Emergency Communications</i>	<i>39</i>
<i>Media Contact Information.....</i>	<i>40</i>
<i>Recovery</i>	<i>40</i>
Chapter 10: Annual Emergency Awareness/Preparedness Checklists and Forms.....	41
<i>Annual Site Awareness Checklist.....</i>	<i>42</i>
<i>Safety Plan Annual Emergency Plan Checklist</i>	<i>44</i>
<i>Annual Site Hazard Survey I.....</i>	<i>45</i>
<i>Annual Site Hazard Survey II</i>	<i>46</i>
<i>Inspection Checklist for 9-12 Schools.....</i>	<i>48</i>
<i>Emergency Drill Report for High School</i>	<i>50</i>
<i>Annual Disaster Service Worker Survey.....</i>	<i>52</i>

<i>Bomb Threat Report Form</i>	54
<i>American Red Cross Recommended Emergency Supplies for Schools</i>	55
<i>SBHS Disaster Shed Inventory</i>	57
Chapter 11: Homeland Security Advisory System	57
<i>Threat Conditions and Recommended Protective Measures</i>	58
<i>Santa Barbara School Districts Dress Code Policy</i>	60
<i>Santa Barbara High School Campus Map</i>	61
APPENDIX	62
Appendix A: Disciplinary Guidelines - Exhibit 5144	64
Appendix B: Emergencies and Disaster Preparedness Plan- Administrative Regulation 3516	69
Appendix C: Alcohol and Other Drugs- Administrative Regulation 5131.6	71
Appendix D: Tobacco- Administrative Regulation 5131.62	73
Appendix E: Weapons and Dangerous Instruments- Administrative Regulation 5131.7	74
Appendix F: Gangs- Administrative Regulation 5136	76
Appendix G: Non-Discrimination/Harassment- Administrative Regulation 5145.3	77
Appendix H: Sexual Harassment- Administrative Regulation 5145.7	82
Appendix I: Conduct- Board Policy 5131	86
Appendix J: Vandalism, Theft and Graffiti- Board Policy 5131.5	91
Appendix K: Dress and Grooming- Board Policy 5132	93
Appendix L: Dress and Grooming- Exhibit 5132	95
Appendix M: Positive School Climate- Board Policy 5137	95
Appendix N: Dropout Prevention- Board Policy 5147	100
Appendix O: At-Risk Students- Board Policy 5149	102
Appendix P: Mandated Reporting Form	104

Chapter 1: School Safety Plan

Introduction

This guide will provide a timeline and related administrative tasks to provide a process to ensure compliance with the requirements of Senate Bill 187, Comprehensive School Safety Plan.

The guideline/checklist has been organized into two parts:

1. An assessment by the School Site Council's Safety Planning Committee of the school climate in relation to the current status of school crime committed on campus and at school-related functions. Based on this assessment, safety goals have been set for the upcoming school year.
2. The annual review and evaluation of the school comprehensive safety plan which is certified by the members of the School Safety Planning Committee, the School Site Council president, and the school principal before being presented to the board of education for final review and adoption. This review includes the following mandated components:
 - Child Abuse reporting procedures
 - Policies pursuant to Education Code 48915(c) and other school-designated serious acts which would lead to suspension, expulsion or mandatory expulsion recommendations
 - Procedures to notify teachers and counselors of dangerous students
 - Sexual harassment policy
 - Safe ingress and egress to and from school
 - Rules and procedures on school discipline in order to create a safe and orderly environment conducive to learning (discipline guidelines)
 - Dress code
 - Routine and emergency disaster procedures including natural disasters, human created disasters or power outages.

Staff Training Statement

The staff has been trained on the contents of this entire plan through the staff handbook.

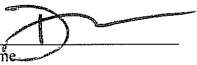





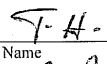

Implementation of Plan

The plan has been distributed to all departments and is available to all staff, students, parents, and the community to review.

Chapter 2: School Safety Planning Committee

The school site council is responsible for developing the school site safety plan or for delegating the responsibility to a school safety planning committee (Education Code 35294.1). The school site safety committee is composed of the following members: the principal or designee, one teacher who is a representative of the recognized certificated employee organization, one parent/guardian whose child attends the school, one classified employee who is a representative of the recognized classified employee organization and other members, if desired (Education Code 35294.1). In addition, local law enforcement has been consulted (Education Code 39294.1).

The School Safety Planning Committee members are:










1. <u>David Meister</u> Name 	<u>Assistant Principal</u> Position
2. <u>Tom Eck</u> Name 	<u>Head Custodian</u> Position
3. <u>Andrea Solis</u> Name 	<u>Student</u> Position
4. <u>Sydney Iverson</u> Name 	<u>Student</u> Position
5. <u>Christina Marshall</u> Name 	<u>Law Enforcement</u> Position
6. <u>Ruben Gil</u> Name 	<u>Counselor</u> Position
7. <u>Todd Heil</u> Name 	<u>Teacher</u> Position
8. <u>John Gannon</u> Name 	<u>Teacher</u> Position

Other members of the school or community may provide valuable insights as members of the School Safety Planning Committee. Additional members may include:

- A representative from the local law enforcement agency
- School resource officers
- Guidance counselor
- Special education department chairperson
- One or more key community service providers

Safe School Plan – Santa Barbara High School

- Student representative(s)
- Disciplinary team member
- Staff leaders
- Additional parent representatives

9. _____	Hania Geremia		_____	Teacher
	Name		_____	Position
10. _____	Mike Gorgita		_____	Teacher
	Name		_____	Position
11. _____	Emmanuel Diaz		_____	Custodian
	Name		_____	Position
12. _____	Carlina Gonzalez		_____	Campus Safety
	Name		_____	Position
13. _____	Trevor Smith		_____	Campus Safety
	Name		_____	Position
14. _____	JB Quigley		_____	Teacher
	Name		_____	Position
15. _____	Esme Estrada		_____	Student
	Name		_____	Position
16. _____	Cesar Hernandez		_____	Student
	Name		_____	Position
17. _____	Spencer Barr		_____	Counselor
	Name		_____	Position
18. _____	_____	_____	_____	Position
	Name			
19. _____	_____	_____	_____	Position
	Name			
20. _____	_____	_____	_____	Position
	Name			

Safe School Plan – Santa Barbara High School

Chapter 3

Annual Safety Goals

The School Safety Planning Committee shall make an assessment of the current status of school crime committed on campus and at school-related functions and of appropriate strategies and programs that will provide or maintain a high level of school safety. (Education Code 35924.2)

The school's Safety Planning Committee reviewed school, district and community crime data trends. Other data can bring value to the discussions. Such data may include: mental health data, state, district or site surveys (such as the California Healthy Kids Survey), disciplinary data and community police data.

Based on data analysis, the School Safety Planning Committee identified three safety – related goals for the next school year, as well as, the strategies and/or programs that will be used to meet those goals. The objective is to provide meaningful goals in order to improve the campus climate. The goals are reported, within the Safety Plan, to the board of education and are shared with the school staff and community. In order to keep the goals as a safety focus for the school year, at least three brief meetings were held to review data and progress.

Safety Plan Goals for 2013-2014

Goal 1: Continue to implement Restorative Approaches – Discipline Model

Strategy 1.1: Maintain Staffing for implementation

- Teacher on Special Assignment position created to help with implementation of Restorative Approaches. Laura Wooster is filling this role on our site. Will keep a laser focus on the 5 R's and help with formal RA conferencing and peace circles.
- Re-new contract with AHA (Academy of Healing Arts) to help facilitate peace circles and student dialogue.
- Continue to train student mediators to help with peace circles and peer dialogue. Continue to grow capabilities of students in Peacebuilders Club. Utilize YSS counselors appropriately to assist with RA implementation.

Strategy 1.2: On-going Training for Staff and Stakeholders

- Provided continued training opportunities for teachers, counselors and staff to become more comfortable with the Restorative Approaches model.
- Breakout Sessions at least once per Semester to focus on building greater capacity in the staff to engage in Restorative Approaches.

- Schedule 5R days (where students and teachers discuss the 5 R's of RA) well in advance with staff to help with planning and fidelity.

Expected Outcomes: by end of school year 2014-15 for 9th, 10th and 11th grade students

- Decrease by 20% the number of students sent out of class to in-house suspension during the school day, as well as, referrals written by teachers
- Decrease by 20% the number of suspensions for defiance and disobedience (Ed. Code 489000k)
- Conduct a semester and end of the year survey for students of school climate to reflect a positive change.
- Conduct a semester and end of year survey for teachers of school climate to reflect a positive change.
- SBHS will continue to be a place where students feel known, seen and heard through: respect, ownership, family, accountability, team, opportunity, repair, dignity, obligation, friendship, relationship, and reintegration.

Goal 2: Continue to improve communication between Santa Barbara High School, Parents/Guardians, the Community, the Police Department, Sherriff's Office and Probation, regarding school and student issues and truancy.

Strategy 2.0: Distribution of new District 2 way radios to all campuses

- Will allow the school site to communicate freely with the District Office in case of an emergency and establish a direct line of communication with District Administrators.
- Information will be able to be communicated to District officials in a timely and efficient manner.

Strategy 2.1: Renew Teleparent contract

- Will allow Administration and Staff to get electronic messages and phone calls out to parents in a timely and efficient manner.
- Gives Teachers the opportunity to communicate with parents on a more regular basis to keep them apprised of student grades, student behavior, school events and important dates.
- Daily communication re: attendance

Strategy 2.2: School Resource Officer, Christina Marshall again assigned to SBHS

- Maintain strong lines of communication between community liaison and law enforcement

- Provide support with the SARB process and make home visits with Community Liaison to check on students who are not attending school
- Partnership with Campus Safety Assistants to ensure the implementation of effective school safety policies and practices.
- Serve as a conduit between PD and the site when dealing with student and community safety issues.

Strategy 2.3: Re-new Interquest Contract

- Monthly random visits by Drug Canine to search for illegal substances on campus.
- Serves as a deterrent for students

Expected Outcomes

- Identify and support at-risk students who are dealing with violence, vandalism or any other types of illegal or un-healthy activities.
- Help reduce truancy rates by connecting on an individual basis with struggling students.
- Will help to create a Safer school climate and culture
- Create better dialogue and communication between all stakeholders when dealing with school and student safety.
- Will help to ensure that students do not bring drugs or alcohol on campus.

Goal 3: Implement the CERT (Community Emergency Response Team) Model for Emergencies

Strategy 3.1: Create an Incident Command System (Planning)

- Fill roles of: Incident Commander, Operations Section Chief, Logistics Chief and Administration so that it is clearly identified during an Emergency situation
- Create an expanded CERT Operations Structure to fill roles in areas of: Fire Suppression, Search and Rescue and Medical
- Identify Staff and fill roles within the CERT Operations Structure
- Continue to improve logistics and supply system on site to create a possible 2nd Emergency Storage location near the Nopal and Canon Perdido side of campus

Strategy 3.2: Roll out to Staff and School Community

- Create additional opportunities for staff to participate in CERT training over the summer. Our ultimate goal is to have at least 1/3 of our staff trained in CERT.

- Professional Development for Staff, IE: table top exercises, simulations, and other types of hands on training. Will contract with Yolanda Sandoval with County Fire to assist with the training.
- On-going Drills and Exercises
- Train Students in CERT model

Strategy 3.3: Create a concrete model of response when dealing with an Active Shooter on Campus

- Implement District Wide Response plan for 'Active Shooter on Campus' situation.
- Improve communication during an Active Shooter Event: District level, PD Level and Site level.
- Come up with a plan for re-unification of students. Ex. (Creation of a Phone number where students could text in) when faced with Run, Hide or Fight decision.

Expected Outcomes

- Vastly improved response system to any type of Emergency.
- Increased awareness and clarity on site level
- Inclusion of Students will allow increased accountability and ownership.

Goal 4: Install Security Cameras on Campus

Strategy 4.1: Investigate costs for installation of Security Cameras on campus.

- Create location plan for camera installation. Will start with at least 8 cameras in the highest traffic areas of campus.
- Have companies provide bids for installation costs.
- Inform stakeholders and staff of plan to get their input.
- Fundraise for Installation cost.

Expected Outcomes:

- Safer climate and culture on campus
- Will create a safeguard against theft and other types of illegal behaviors.
- More accountability on part of all stakeholders.

Chapter 4: Policies and Procedures

Mandated Policies and Procedures

The School Safety Planning Committee has reviewed the site safety plan and made necessary updates and revisions. The safety plan includes the following components (Education Code 35294.2):

- Child abuse reporting consistent with Penal Code 11166.
- Policies pursuant to Education Code 48915 and other school-designated serious acts which would lead to suspension, expulsion or mandatory expulsion recommendations.
- Procedures to notify teachers and counselors (amended Welfare and Institutions Code 827) of dangerous students pursuant to Education Code 49079.
- Sexual harassment policy pursuant to Education Code 212.5.
- Procedures for safe access and exit of students, parents/guardians, and employees to and from the school.
- The rules and procedures on school discipline adopted pursuant to Education Code sections 35291 and 35291.5 (Board Policy 5144, “discipline”) to create a safe and orderly environment conducive to learning at school.
- The school does not have a specific dress code prohibiting students from wearing “gang related apparel”. Inappropriate clothing will be addressed on a case-by-case basis.
- Routine and emergency disaster procedures, including: emergency and disaster preparedness plan, fire drills, bomb threats, earthquake emergency procedure system and transportation safety and emergencies.

Statement of Rules and Procedures on School Discipline

Every teacher in the public schools shall hold pupils to a strict account for their conduct on the way to and from school, on the playgrounds, or

during recess. A teacher, vice principal, principal, or any other certificated employee of a school district, shall not be subject to criminal prosecution or criminal penalties for the exercise, during the performance of his duties, of the same degree of physical control over a pupil that a parent would be legally privileged to exercise but which in no event shall exceed the amount of physical control reasonably necessary to maintain order, protect property, or protect the health and safety of pupils, or to maintain proper and appropriate conditions conducive to learning. (Education Code 44807)

Notification to Students and Parents

Parents and students shall be notified of the district and school site rules pertaining to student discipline at the beginning of the first semester, and at the time of enrollment for students who enroll thereafter. The discipline policy shall be reviewed annually with input from site administrators, campus security, staff, students, and parents. See Appendix A for a chart on the discipline pyramid.

Discipline

No student will be allowed to disrupt the normal school day activity or to compromise the health and safety of the campus. Any student who violates the dress code policy of the school site shall be requested to change his or her clothing for the first offense. Students shall be requested to change their clothing and shall be disciplined for each subsequent offense for willful defiance per school and district policy.

Suspension and Expulsion Policies

See Appendix A for grounds for suspension and expulsion.

Per Education Code 48900(s), a pupil may not be suspended or expelled for any of the acts listed above

unless that act is related to school activity or school attendance occurring within a school under the jurisdiction of the superintendent or principal or occurring within any other school district.

A pupil may be suspended or expelled for acts which are enumerated in this section and related to school activity or attendance that occur at any time, including but not limited to, any of the following:

- while on school grounds;
- while going to or coming from school;
- during the lunch period, whether on or off the campus;
- during, or in route to and from, a school sponsored activity.

Staff Notification of Dangerous Students

Education Code 49079 and the districts' collective bargaining agreement with the Santa Barbara Teachers Association require that the school principal notify classroom teachers/bargaining unit members of students who have engaged in, or are reasonably suspected of, engaging in certain suspendable or expellable acts (Education Code sections 48900 and 48915) for the three previous years.

The goal is to define a system whereby every classroom teacher and substitute will have immediate access to the names of those students currently enrolled in his/her classroom who meet the criteria of Education Code section 48900. This plan has been reviewed with every district comprehensive school.

1. Aeries (the computerized student information system) entries under the #4 discipline tab will include a notation in the "SSA Date" that includes the date of the latest suspension under those Education Code tenets described above. SSA refers to the Safe School Act.
2. On a subsequent offense, the date is changed to the most current offense. If a student enrolls from a court or community school or from any other school and we have a record that the student has committed a suspendable offense, site administration will ensure someone enters the enrollment date in the same field. It is the responsibility of the site administration to determine who will enter this information. When

notice is received from any court that the students has committed any law violation which falls into any category outlined by Education Code 48900, the local school will enter the date of the offense into field #4 discipline tab.

3. This process will not replace the formal notification to teachers of offenses under Education Code 49079.
4. Teachers will keep this information available in their confidential classroom material for others (e.g., substitutes) to read when necessary.
5. Site administration will make every effort to contact a suspended student's teachers as soon as practical after the offense.

Sexual Harassment Policy

Definition

Sexual harassment includes unwelcome sexual advances, requests for sexual favors, sexually motivated physical contact, or other verbal or physical conduct or communication of a sexual nature when any of four conditions are met:

1. Submission to the conduct or communication is made a term or condition, either explicitly or implicitly, of obtaining education.
2. Submission or rejection of the conduct or communication is used as a factor in decisions affecting that person's education.
3. The conduct or communication has the purpose or effect of "substantially interfering" with a person's education.
4. The conduct or communication creates a real or reasonably perceived "intimidating, hostile, or offensive" educational environment.

Board Policy 5145.7: "Sexual Harassment"

The board of education of the Santa Barbara School Districts is deeply committed to the premise that on high school campuses, full participation in the educational process must be in an environment that is free from unlawful harassment and is nondiscriminatory with regard to race, color, national or ethnic origin, citizenship, age, gender, religion, sexual orientation, physical or mental disability, medical condition, marital status, or any other basis protected by federal, state, or local law, ordinance, or

regulation, or Title IX of the Education Amendments of 1972, The Board maintains a strict policy prohibiting unlawful harassment or discrimination on the basis of any of these protected areas. See appendix H.

Complaint Procedure

Any employee or student may have a claim of harassment even if he or she has not lost a job, some economic benefit, or academic benefit in the case of students. The law prohibits any form of protected basis harassment that impairs an employee's or student's working ability or emotional well-being at work or school. Employees or students who think they are being harassed or discriminated against in the work place or on campus because of their gender, race, national origin and/or other protected basis, should use the district's policy procedures to file a complaint.

Employees and students have the right of redress for unlawful harassment or discrimination. In order to secure this right, individuals must submit a complaint, preferably but not necessarily in writing, to their own or any other supervisor, the districts' Director of Personnel, the superintendent, or in the case of students, to the school site administrator, as soon as possible, but at least within six months of the date the alleged incident occurred or within six months of the date the employee or student first obtained knowledge regarding the alleged incident. The complaint should include the details of the incident or incidents, the names of the individuals involved and the names of any witnesses.

Staff-to-Staff, Staff-to-Student, and Student-to-Staff Complaint

A staff-to-staff and student-to-staff sexual harassment/discrimination complaint will be referred to the districts' director of personnel, along with the original copy of the complaint form. The complaint will be kept highly confidential.

Student-to-Student Complaint

This type of complaint will be handled by the site administrator or designee, following the districts' guidelines on handling a sexual harassment complaint. The original copy of the complaint and disposition shall be forwarded to the office of Student Services.

Knowledge of Student-to-Student and Staff-to-Student Sexual Harassment

Staff having knowledge of any alleged sexual harassment activity will report that information to the school's administration. It is the administration's responsibility to make sure that the proper process is used to respond to the complaint.

Mandated Reporting

Definition of Child Abuse

Child abuse means a physical injury that is inflicted by other than accidental on a child by another person; the sexual abuse of a child or any act or omission pertaining to child abuse reporting laws (willful cruelty, unjustifiable punishment of a child, unlawful corporal punishment or injury); and the physical or emotional neglect of a child or abuse in out-of-home care.

Child Abuse

- Injury inflicted by another person
- Sexual Abuse
- Neglect of child's physical, health, and emotional needs
- Unusual and willful cruelty; unjustifiable punishment
- Unlawful corporal punishment

Not Considered Child Abuse

- Mutual affray between minors
- Injury caused by reasonable and necessary force used by a peace officer
- To quell a disturbance threatening injury to a person or damage property
- To prevent physical injury to another person or damage to property
- For the purposes of self-defense
- To obtain weapons or other dangerous objects within the control of a child
- To apprehend an escapee

Mandated Child Abuse Reporting

Mandated child abuse reporting is governed by the Child Abuse and Neglect Reporting Act, Penal Code

11164.

Any child care custodian, health practitioner, or employee of a child protective agency who has knowledge of or observes a child in his or her professional capacity or within the scope of his or her employment whom he or she knows or reasonably suspects has been the victim of child abuse shall report the known or suspected instance of child abuse to a child protective agency by telephone and written report: the telephone call must be made immediately or as soon as possible by telephone AND a written report must be sent within 36 hours of the telephone call to Child Protective Services (1-805-683-2724).

Any child care custodian, health practitioner, or employee of a child protective agency who has knowledge of or who reasonably suspects mental suffering has been inflicted on a child or his or her emotional well-being is endangered in any other way, may report such known or suspected instance of child abuse to a child protective agency.

When two or more persons who are required to report are present and jointly knowledge of a known or suspected instance of child abuse, and when there is agreement among them, the telephone report may be made by a member of the team selected by mutual agreement and a single report may be made and signed by the selected member of the reporting team. Any member who has knowledge that the member designated to make the report failed to do so, shall thereafter make such a report.

The intent and purpose of the law is to protect children from abuse. The definition of a child is any person under 18 years of age.

This entire section on child abuse was taken from *California Laws Relating To Minors*.

Child abuse laws change from time to time. Should you suspect that a student is engaged in unlawful sexual activity, please consult with the school social worker and campus officer to determine if particular provisions under this section are current and in effect.

Sexual Activity

Involuntary sexual activity is always reportable.

Incest, even if voluntary is always reportable. Incest is a marriage or act of intercourse between parents and children; ancestors and descendants of every degree; brothers and sisters of half and whole blood and uncles and nieces or aunts and nephews. (Family Code section 2200)

Voluntary sexual activity may or may not be reportable. Even if the behavior is voluntary, there are circumstances where the behavior is abusive; either by Penal Code definition or because of an exploitative relationship and then this behavior must be reported. If there is reasonable suspicion of sexual abuse prior to the consensual activity, the abuse must be reported.

Reportable Sexual Activity if a Child is 14 years of age

Sexual activity must be reported if a child is 14 years of age and:

- The partner is younger than 14 years old, but there is a disparity in chronological or maturational age or indications of intimidation, coercion or bribery or other indications of an exploitative relationship.
- The partner is 14 years or older, lewd and lascivious acts committed by a partner of any age, partner is alleged spouse and over 14 years of age.

Reportable Sexual Activity if the Child is 14 or 15 years of age

Sexual activity must be reported if the child is 14 or 15 years of age and:

- There is unlawful sexual intercourse with a partner older than 14 but less than 21 years of age and there is no indication of abuse or evidence of an exploitative relationship there is unlawful sexual intercourse with a partner older than 21 years.
- There are lewd and lascivious acts committed by a partner more than 10 years older than the child.
- The partner is the alleged spouse and over 21 years of age.

Reportable Sexual Activity if the Child is 16 or 17 years of age

Sexual activity must be reported if the child is 16 or 17 years of age and:

- The partner is less than 14 years of age.
- There is unlawful sexual intercourse with a partner older than 14 and there is evidence of an exploitative relationship.
- The partner is the alleged spouse and there is evidence of an exploitative relationship.

Reportable Sexual Activity if the Child is under 18 years of age

Sodomy, oral copulation, penetration of a genital or anal opening by a foreign object, even if consensual, with a partner of any age must be reported.

Not Reportable Sexual Activity

- Child is 14 years or younger and partner is younger than 14 years and of similar age or

maturational age. Sexual behavior is voluntary and consensual. There are no indications of intimidation, coercion, bribery, or other indications of an exploitative relationship.

- Unlawful sexual intercourse of a child 14 to 15 years-old with a partner older than 14 and less than 21 years of age and there is no indication of abuse or evidence of an exploitative relationship.
- Unlawful sexual intercourse with a child 16 or 17 years with a partner older than 14 and there is no indication of an exploitative relationship.

Mandated reports of sexual activity must be reported to either Child Protective Services (CWS) and to the appropriate police jurisdiction. This information will also be cross-reported to the other legal agency. Failure to report known or reasonable suspicion of child abuse, including sexual abuse, is a misdemeanor. Mandated reporters are provided with immunity from civil or criminal liability as a result of making a mandated report of child abuse. Child abuse reporting phone number: (805) 683-2724

Chapter 5: Drills and Emergency Disaster Procedures

Authorities, References, and Definitions

California Emergency Services Act (Chapter 7, Division 1, Title 2, California Government Code)

The California emergency Services Act provides the basic authorities for conducting emergency operations following a proclamation of a local emergency, state of emergency, or state of war emergency by the governor and/or appropriate local authorities, consistent with the provisions of this Act.

California Government Code, Section 3100, Title 1, Division 4, Chapter 4

Public employees are disaster service workers, subject to such disaster service activities as may be assigned to them by their superiors or by law. The term "public employee" includes all persons employed by the state or any county, city, city and county, state agency or public district, excluding aliens legally employed.

The law applies to public school employees in the following cases: when a local emergency is proclaimed; when a state of emergency is proclaimed; or when a federal disaster declaration is made.

The law has two ramifications for school district employees:

1. It is likely that public school employees are pressed into service as disaster service workers by their superiors, and may be asked to do jobs other than their usual duties for periods exceeding their normal working hours.
2. When pressed into disaster service, employee workers' compensation coverage becomes the responsibility of state government (Governor's Office of Emergency Services), but their overtime pay is paid by the school.

These circumstances apply only when a local or state emergency is declared. The Governor's Office of Emergency Services has stated that inadequately trained school staff renders school officials

potentially liable for acts committed or omitted by school staff acting within the scope of their training during or after a disaster. It requires that school districts be prepared to respond to emergencies using State Emergency Management System (SEMS).

California Civil Code, Chapter 9, Section 1799.102

The code provides for Good Samaritan Liability for those providing emergency care at the scene of an emergency.

No person, who, in good faith and not for compensation, renders emergency care at the scene of an emergency, shall be liable for any civil damages resulting from any act or omission. The scene of an emergency shall not include emergency departments and other places where medical care is usually offered (Good Samaritan Liability).

California Education Code Sections 35295-3529, 40041, and 40042

The code requires that a school site disaster plan outline roles, responsibilities, and procedures for students and staff. It also requires that the school site emergency management organizational structure comply with SEMS, Title 19 Section 2400, and be ready for implementation at all times.

California Emergency Plan

Promulgated by the governor, and published in accordance with the California Emergency Services Act, it provides overall statewide authorities and responsibilities and describes the functions and operations of government at all levels during extraordinary emergencies, including wartime. Section 8568 of the Act states, in part, that "...the State Emergency Plan shall be in effect in each political subdivision of the state, and the governing body of each political subdivision shall take such action as may be necessary to carry out the provisions thereof." Therefore, local emergency plans are considered extensions of the California Emergency Plan.

Definitions: Incidents, Emergencies, Disasters

Incident

An *incident* is an occurrence or event, either human-caused or caused by natural phenomena, that requires action by emergency response personnel to prevent or minimize loss of life or damage to property and/or natural resources. Incidents may result in extreme peril to the safety of persons and property and may lead to, or create conditions of disaster. Incidents may also be rapidly mitigated without loss or damage. Although they may not meet disaster level definition, larger incidents may call for managers to proclaim a "Local Emergency".

Incidents are usually a single event that may be small or large. They occur in a defined geographical area and require local resources or, sometimes, mutual aid. There is usually one to a few agencies involved in dealing with an ordinary threat to life and property and to a limited population. Usually a local emergency is not declared and the jurisdictional emergency operations center (EOC) is not activated. Incidents are usually of short duration, measured in hours or, at most, a few days. Primary command decisions are made at the scene along with strategy, tactics, and resource management decisions.

Emergency

The term *emergency* is used in several ways. It is a condition of disaster or of extreme peril to the safety of persons and property. In this context, an emergency and an incident could mean the same thing, although an emergency could have more than one incident associated with it. Emergency is also used in SEMS terminology to describe agencies or facilities (e.g., Emergency Response Agency, Emergency Operations Center).

Emergency also defines a conditional state such as a proclamation of "Local Emergency". The California Emergency Services Act, of which SEMS is a part, describes three states of emergency:

- State of war emergency
- State of emergency
- State of local emergency

Disaster

A *disaster* is defined as a sudden calamitous emergency event bringing great damage, loss, or destruction. Disasters may occur with little or no advance warning (e.g., an earthquake or flash flood) or they may develop from one or more incidents (e.g., a major wildfire or hazardous materials discharge). Disasters are either single or multiple events that have many separate incidents associated with them. The resource demand goes beyond local capabilities and extensive mutual aid and support are needed.

There are many agencies and jurisdictions involved including multiple layers of government. There is usually an extraordinary threat to life and property affecting a generally widespread population and geographical area. A disaster's effects last over a substantial period of time (days to weeks) and local government will proclaim a local emergency. Emergency operations centers are activated to provide centralized overall coordination of jurisdictional assets, departments and incident support functions. Initial recovery coordination is also a responsibility of the EOC's.

Levels of Response

Response levels are used to describe the type of event: the area(s) affected, the extent of coordination or assistance needed, and the degree of participation expected from the school district. Response levels are closely tied to emergency proclamations issued by the head of local government.

Response Level 0 - Readiness and Routine Phase

On-going routine response by the school district to daily emergencies or incidents. Stand-by and alert procedures issued in advance of an anticipated or planned event.

Response Level 3 - Local Emergency

A minor to moderate incident in which local resources are adequate and available. This level of emergency response occurs when an emergency incident (e.g., gas leak, sewer back-up, assault, bomb threat, toxic spill, medical emergency, shooting) occurs. A Level 3 response requires school/site coordinators to implement guidelines contained

within this document and interact with public agencies.

Response Level 2 - Local Disaster

A moderate to severe emergency in which resources are not adequate and mutual aid may be required on a regional, even statewide basis with coordination with local police and fire departments of the affected are working in concert with Santa Barbara School District to respond. The affected cities and the County of Santa Barbara will proclaim a local emergency. Then, the State of California may declare a state of emergency.

Response Level 1 - Major Disaster

Resources in or near the impacted areas are overwhelmed and extensive State and Federal resources are required. The cities and the County of Santa Barbara will proclaim a local emergency. Then, the State of California will declare a state of emergency. A presidential declaration of an emergency or major disaster is requested by the state. Examples of major disasters are the Jesusita Fire of May 2009 and La Conchita flooding in 2001. When local jurisdictions declare a state of emergency, the district board can declare the same.

Emergency Phases

Some emergencies will be preceded by a build-up or warning period, providing sufficient time to warn the population and implement mitigation measures designated to reduce loss of life and property damage. Other emergencies occur with little or no advance warning, thus requiring immediate activation of the emergency operations plan and commitment of resources. All employees must be prepared to respond promptly and effectively to any foreseeable emergency, including the provision and use of mutual aid. Emergency management activities during peacetime and national security emergencies are often associated with the phases indicated below. However, not every disaster necessarily includes all indicated phases.

Prevention/Mitigation Phase

Prevention/mitigation is perhaps the most important phase of emergency management. However, it is often the least used and generally the most cost effective. Mitigation is often thought of as taking actions to strengthen facilities, abatement of nearby

hazards, and reducing the potential damage either to structures or their contents, while prevention is taking steps to avoid potential problems. Both of these elements require education of parents, students and teachers. While it is not possible to totally eliminate either the destructive force of a potential disaster or its effects, doing what can be done to minimize the effects may create a safer environment that will result in lower response costs and fewer casualties.

Preparedness Phase

The preparedness phase involves activities taken in advance of an emergency. These activities develop operational capabilities and responses to a disaster. Activities identified in this plan have either a primary or support mission relative to response and recovery review Standard Operating Procedures (SOP) or checklists detailing personnel assignments, policies, notification procedures, and resource lists. Personnel are acquainted with SOP, checklists, and are periodically trained in activation and execution.

Response Phase

The response phase is the time when agencies implement previously prepared plans.

Pre-Impact: recognition of the approach of a potential disaster where actions are taken to save lives and protect property. Warning systems may be activated and resources may be mobilized, EOC's may be activated and evacuation may begin.

Immediate Impact: emphasis is placed on saving lives, controlling the situation, and minimizing the effects of the disaster. Incident command posts and EOC's may be activated and emergency instructions may be issued.

Sustained: As the emergency continues, assistance is provided to victims of the disaster and efforts are made to reduce secondary damage. Response support facilities may be established. The resource requirements continually change to meet the needs of the incident.

Recovery Phase

Recovery is taking all actions necessary to restore the area to pre-event conditions or better, if possible. Therefore, mitigation for future hazards plays an important part in the recovery phase for many emergencies. There is no clear time separation

between response and recovery. In fact, planning for recovery should be a part of the response phase.

Planning

Our school has identified the location of potential evacuation sites (on and off campus) based on the potential circumstances that may cause movement/relocation of the school population in the event of an emergency. The school has planned for:

- identifying the population of people with disabilities,
- determining proper signage and equipment,
- training staff to assist individuals with disabilities,
- coordinating with emergency response personnel.

Procedures for Safe Ingress and Egress

In addition to planning for daily ingress/egress routes and emergency evacuation routes, the school planned for assisting students, staff and visitors with disabilities. Under the Americans with Disabilities Act of 1990, individuals who are deaf/hard of hearing, blind/partially sighted, mobility impaired and/or cognitively/emotionally impaired must be assisted. The school map identifies evacuation areas and ingress/egress routes. Campus map is in Appendix A. Details of routes are held confidential for security purposes.

On-Campus Evacuation/Assembly Location

The primary evacuation site for Santa Barbara High School will be on campus in the designated areas.

Primary Off-Site Evacuation/Assembly Location

Santa Barbara Junior High
721 E. Cota Street
Santa Barbara, CA 93103
(805) 963-7751
Contact: Principal Lito Garcia

Emergency Campus Evacuation

If it is necessary to evacuate the entire campus to another school or relief center, the principal will:

notify the superintendent of the campus evacuation, cooperate with emergency authorities in enlisting students/staff with cars to help transport evacuees, direct the evacuation and assure all students/staff are accounted for as they depart and arrive.

In an emergency building evacuation all employees will:

1. Upon emergency alert, secure work area and depart/report to assigned area.
2. Perform duties as pre-assigned by the principal in cooperation with emergency services personnel.
3. Do not re-enter the building without permission or request of emergency service authorities.
4. Remain in the general assembly areas and calm students if not assigned another duty.
5. When signaled to re-enter safe areas of the school, quickly do so.
6. Upon safe re-entry, report anything amiss to the operations chief.

In an emergency building evacuation teachers will also:

1. Assemble students for evacuation using designated routes and account for all students.
2. Secure room.
3. If possible, leave a note on the door advising where the class evacuated to if other than the standard assembly area.
4. Upon arrival at the assembly area, account for all students.
5. Secure medical treatment for injured students.
6. Report any students missing or left behind because of serious injuries.
7. Stay with and calm students.
8. If signaled to re-enter school, assure students do so calmly and account for all students.
9. Check room and report anything amiss to the team leader and/or operations chief.
10. Debrief students to calm fears about the evacuation.

Signals

Specific communication techniques for all incidents might vary by school site due to functional alarm systems, intercoms, etc. There are two basic alarms systems: stay in place or evacuate. Specific incidents will dictate additional responses. However, when

sound signals are available, the two primary signals should follow this pattern:

- One long bell indicates that all staff and students should find shelter and plan to remain in a single location.
- A series of short bells indicate an evacuation is required.

Think about the bells as, “LONG STAY – SHORT GO.”

Fire Drills

Principals shall hold fire drills at least once a month in all elementary schools, quarterly at all junior high schools and at least twice each school year at all high schools.

- Whenever the fire alarm is sounded, all students, teachers and other employees shall quickly leave the building in an orderly manner. Teachers shall ascertain that no student remains in the building.
- Designated evacuation routes shall be posted in each room. Teachers shall be prepared to select alternate exits and direct their classes to these exits in the event the designated evacuation route is blocked.
- Evacuation areas will be established away from fire lanes.
- Students are to remain with their teacher in the evacuation area. Teachers shall take their roll books, take roll once in the evacuation area, and be prepared to identify missing students to appropriate personnel.
- The principal or designee shall keep a copy of each drill conducted on the Emergency Drill Report form and file a copy with the superintendent/designee.

Standards for a Successful Fire Drill

1. The fire alarm can be heard by all staff and students.
2. Orderly evacuation begins immediately and is completed within five minutes of the initial alarm, with minimal congestion at exit gates.
3. Teachers and students are staged in an orderly fashion away from fire lanes.
4. Teachers have taken roll once in the evacuation area. Any missing students are immediately

reported to the principal/designee.

5. Upon sounding of the all clear, students and staff return to their appropriate classroom and the teacher takes roll again. Missing students are reported to the attendance office.

Lockdown Drills

The school conducts lockdown drills along with other types of emergency planning. These drills initially involve more pre-planning and organization than conducting others.

The school conducts at least one annual drill, which ordinarily takes no longer than 40 minutes and impacts class time by 20 minutes. Drills are scheduled with either the District Safety Office or School Resource Officer. There are a number of steps that are required in lockdown drills in order to be successful. They involve:

1. Conduct a staff meeting. Plan on a 20 minute timeframe to review expectations and standards in terms of:
 - Locking doors
 - Covering windows
 - Turning off lights
 - Building barricades
 - Reviewing classroom and all clear procedures
 - Reviewing off site evacuation locations.
2. Send a follow-up reminder memo to your staff
3. Organize your assessment team. This also provides an excellent opportunity for your critical response team to work together with police participants in the drill.
4. Conduct the assessment.
5. Complete follow-up tasks. Remember, this sets the tone for the importance of safety for students and staff on your campus.

Lockdown

A lockdown alert is sounded if there is a sniper, armed intruder or active shooter on campus. Staff members have a very limited amount of time in which to commit to a course of action. Immediately assess both the situation and the surrounding environment and respond to the situation based upon training and drills. This is also true for students who may need to become resources for substitutes or who are alone when an event occurs. Remember, the

lockdown response is a partnership with local law enforcement.

Immediate actions

1. Students and staff go into classrooms/buildings or run to off-site evacuation areas.
2. Lockdown includes building door barricades, internal barricades, covering windows and turning off/dimming lights.
3. Notify administration.
4. Call 9-1-1 if you know the location of the shooter, the description or identity of the shooter or if you need medical direction for a victim.
5. Administration notifies the superintendent.

Intermediate activities

1. Place a red card under the door/in a window if you have a serious injury in the classroom.
2. Take roll and conduct anxiety-reducing activities.

Evacuation

1. Prepare students and yourself for a quick evacuation.
2. Follow directions of law enforcement when they arrive.

Shelter-In-Place

Shelter-in-Place may be directed if there should be a danger in the community that could present a danger to the school community or a situation at the school that could harm students or staff if they are outdoors. Incidents could include gas leaks, chemical spills, mountain lions or a predator in the neighborhood. In the event of an airborne chemical or biological release, it is safest for students and staff to remain indoors at the school site and “shelter-in-place” procedures apply.

The following steps should be followed when instructed or when an alerting system triggers a shelter-in-place:

1. **Shelter-**Go inside the nearest building or classroom, remain there and lock the door. You are looking for enclosed protection from the outside. Teachers should quickly check halls and get students into classrooms. Teachers will keep all students in the classroom until the emergency

is resolved or directed to evacuate by the principal and/or public safety responders.

2. **Shut-**Close all doors and windows. The tighter and more complete the seal the better. Close as many windows and doors between the outside and your shelter-in-place room as possible.
3. **Listen-**Remain quiet to hear critical instructions from school officials. If there is no direction, continue instructional/work activities until the situation resolves or you are directed to do otherwise.

Additional steps for teachers and staff (if appropriate)

1. Advise students to cover mouth and nose with a damp cloth or handkerchief to protect from any airborne hazards.
2. A school official (or student if no official present) should close all vents and turn off ventilation systems. The goal is to keep inside air in and outside air out. Air conditioners and heating systems bring outside air in.
3. Turn off all motors and fans. Still, non-moving air is best. Turn off anything that creates wind, generates extra heat, or could generate sparks.
4. Advise students to remain sheltered until the “all-clear” signal is given by a school or local official.

District and Parent Responsibilities for Students

The Basic Plan

The basic plan addresses the school’s responsibilities in emergencies associated with natural disaster, human-caused emergencies and technological incidents. It provides a framework for coordination of response and recovery efforts within the district in coordination and with local, state, and federal agencies. The plan establishes an emergency organization to direct and control operations at all sites during a period of emergency by assigning responsibilities to specific personnel. The basic plan:

- Conforms to the federally mandated National Incident Management System (NIMS), State mandated Standardized Emergency Management System (SEMS) and effectively restructures emergency response at all levels in compliance with the Incident Command System (ICS).

- Establishes response policies and procedures, providing the school clear guidance for planning purposes.
- Describes and details procedural steps necessary to protect lives and property.
- Outlines coordination requirements.
- Provides a basis for unified training and response exercises to ensure compliance.

Requirements

The plan meets the requirements of Santa Barbara County's policies on emergency response and planning, the Standardized Emergency Management System (SEMS) operational area response, and defines the primary and support roles of the district and individual schools in after-incident damage assessment and reporting requirements.

Objectives

- Protect the safety and welfare of students, employees and staff.
- Provide for a safe and coordinated response to emergencies.
- Protect the district's facilities and properties.
- Enable the district to restore normal conditions with minimal confusion in the shortest time possible.
- Provide for interface and coordination between sites and the district emergency operations center (EOC).
- Provide for interface and coordination between sites and the county or city EOC in which they reside.

Schools are required by both federal statute and state regulation to be available for shelters following a disaster. The American Red Cross (ARC) has access to schools in damaged areas to set up their mass care facilities, and local governments have a right to use schools for the same purposes. This requires close cooperation between school officials and ARC or local government representatives, and should be planned and arranged for in advance. This planning has been accomplished.

District Responsibility

If the superintendent declares a district emergency during the school day, the following procedures will be followed. All students will be required to remain at school or at an alternate safe site under the

supervision of the school principal or other personnel assigned by the principal until regular dismissal time and released only then if it is considered safe or until released to an adult authorized by the parent or legal guardian whose name appears on district records. If students are on their way to school, they should continue to on their way to school. If students are on their way home from school, they are to continue home.

During a declared emergency, those students who have not been picked up by their parents or other authorized person may be taken by district personnel to another site where consolidated care facilities can be provided. This information will be given to the media stations and posted at the site to keep parents informed.

Staff Planning Suggestions

Preparedness for emergencies starts with planning. The backbone of school planning is dependent on the staff's willingness to stay at school during a major community emergency. Personal preparedness makes this much easier. Each staff member needs to prepare their family and home for earthquakes and other emergencies. Staff members should have:

1. a 72-hour supply kit for the home,
2. a car kit, including comfortable clothes/shoes and medications,
3. developed a plan to reunite with their family,
4. a neighborhood preparedness program.

Preparedness brochures are available from the local chapter of the American Red Cross, Santa Barbara County Office of Emergency Services, www.redcross.org, www.prepare.org or www.ready.gov. If the disaster occurs during school time, smart emergency management recommends the child stay at school until the parent or a trusted friend (found on school emergency cards) picks up the child. Nobody can guess, especially in an earthquake, how impacted neighborhoods may be. This means the school staff will need to stay with the children. You can only do this if you are prepared at home. You must feel that your family can activate your family plan without you.

Parent Responsibility

Parents and legal guardians of students will be provided with a Student Health/Emergency Form

each year. In case of a declared emergency, students will be released ONLY to persons designated on this form. Parents are responsible for ensuring that information on the Student Health/Enrollment Form is current at all times. Parents are asked to share with the schools the responsibility for informing students of what they should do in case of a severe earthquake or other major emergency.

Parents need to give specific directions to each student to follow the policy outlined above and to follow the directions of school personnel. School authorities will do everything possible to care for each student while he/she is under district supervision. It is critical that students do not have directions from parents that are contrary to the district's stated policy on retention at school and authorized release in case of a severe emergency.

Emergency Response Procedures Basic Actions

Most emergency responses are covered by the following basic actions.

Stand By

Stand by consists of bringing students into the classroom or holding them in the classroom pending further instruction.

Leave Building

Leave building consists of the orderly movement of students and staff from inside the school building to outside areas of safety or planned evacuation site. Leave Building is appropriate for, but not limited to, the following emergencies:

- fire,
- peacetime bomb threat,
- chemical accident,
- explosion or threat of an explosion,
- following an earthquake,
- other similar occurrences that might make the building uninhabitable,
- at the onset of a lockdown alert, when teacher/supervisor has ascertained that leaving is the best option.

Take Cover

Take cover consists of bringing/keeping students indoors if possible and sheltering in place as appropriate to the situation. If outdoors, take cover consists of hiding behind any solid object (large tree, engine block of car, cement wall), in the event of a sniper attack, armed intruder, rabid animal, or moving immediately to a location which is upwind and uphill in the event of a chemical or biological threat. Take cover is appropriate for, but not limited to, the following:

- severe windstorm (short warning),
- biological or chemical threat,
- sniper attack,
- rabid animal on school grounds.

Drop

The beginning of a disaster itself ordinarily warrants this response. It consists of:

1. **Inside school buildings.** Immediately take cover under desks or tables and turn away from all windows and remain in a sheltered position for at least 60 seconds silent and listening to/or for instructions
2. **Outside of school buildings.** Earthquake: move away from buildings and take a protective position, if possible
3. **Explosion/nuclear attack.** Take a protective position. Get behind any solid object (ditch, curb, tree, etc.); lie prone with head away from light or blast; cover head, face, and as much of the skin surface as possible; close eyes, and cover ears with forearms.

Go Home

Go home consists of dismissal of all classes and return of students to their homes by the most expeditious manner. Go Home is to be considered only if there is time for students to go safely to their homes and if buses or other transportation are available for students who live at a distance from the school. Notification of parents by radio broadcast, local television, phone distribution lists, or other means will be requested.

Directed Maintenance

No school personnel/students are allowed to re-enter a school facility until inspected by and authorized by

appropriate school personnel which include maintenance and school administrators, and if applicable, police, fire, or city inspectors. In the event that drinking water is unsafe, water valves will be turned off and the drinking fountains sealed. Water, gas, and electrical shut-off valves will be shut-off for each applicable building under the joint authorization of the administration and head custodian.

Directed Transportation

Under certain disaster conditions, authorized officials may attempt to move an entire community, or portion

thereof, from an area of danger to another area of safety. Directed transportation consists of loading students and staff into school buses, cars and other means of transportation, and taking them from a danger area to a designated safety area. This action is appropriate only when directed by the superintendent or designee, site administrator, police, fire, or OES. It may be appropriate for, but not limited to, movement away from: specified man-made emergency (shooting, etc.), chemical and biological gas alert, flood, fallout area, blast area and fire.

Chapter 6: Earthquake Considerations

Earthquake Overview

Major Earthquake Threat Summary

Earthquakes are sudden releases of strain energy stored in the earth's bedrock. The great majority of earthquakes are not dangerous to life or property either because they occur in sparsely populated areas or because they are small earthquakes that release relatively small amounts of energy. However, where urban areas are located in regions of high seismicity, damaging earthquakes are expectable, if not predictable, events. The major effects of earthquakes are ground shaking and ground failure.

Severe earthquakes are characteristically accompanied by surface faulting. Flooding may be triggered by dam or levee failure resulting from an earthquake, or by seismically induced settlement or subsidence. All of these geologic effects are capable of causing property damage and, more importantly, risks to life and safety of persons.

A fault is a fracture in the earth's crust along which rocks on opposite sides have moved relative to each other. Active faults have high probability of future movement. Fault displacement involves forces so great that the only means of limiting damage to man-made structures is to avoid the traces of active faults. Any movement beneath a structure, even on the order of an inch or two, could have catastrophic effects on the structure and its service lines. The overall energy release of an earthquake is its most important characteristic. Other important attributes include an earthquake's duration, its related number of significant stress cycles, and its accelerations.

Earthquake Size Descriptions (Richter Magnitude Intensity Effects)

Minor Earthquake 1 to 3.9: Only observed instrumentally or felt only near the epicenter.

Small Earthquake 4 to 5.9: Surface fault movement is small or does not occur. Felt at distances of up to 20 or 30 miles from the epicenter and may cause damage.

Moderate Earthquake 6 to 6.9: Moderate to severe earthquake range; fault rupture probable.

Major Earthquake 7 to 7.9: Landslides, liquefaction and ground failure triggered by shock waves.

Great Earthquake 8 to 8+: Damage extends over a broad area, depending on magnitude and other factors.

Standards for a Successful Earthquake Drill

The earthquake alarm can be heard by all staff and students. Immediately after the earthquake alarm sounds, all students, teachers and other employees shall:

1. duck or drop, and hold on.
2. evacuation (via alternative routes, if appropriate),
3. accountability (teachers have taken roll once in the evacuation area. Any missing students are immediately reported to the principal/designee.),
4. all clear (upon sounding of the all clear students and staff return to their appropriate classroom and the teacher takes roll once more. Missing students are reported to the attendance office.).

Earthquake Drills

The earthquake emergency procedure system shall include, but not be limited to, a school building disaster plan, ready for implementation at any time, for maintaining the safety and care of students and staffs. The plan will also include the following:

1. Drop procedure. As used in this article, "drop procedure" means an activity whereby each student and staff member takes cover under a table or desk, dropping to his or her knees, with the head protected by the arms, and the back to the windows. A drop procedure practice shall be held at least once each school quarter in elementary schools, quarterly in junior highs, and at least once a semester in high schools.
2. Protective measures to be taken before, during, and following an earthquake.
3. A program to ensure that the students and that both the certificated and classified staff are aware of, and properly trained in, the earthquake emergency procedure system. (Code of Regulations, Section 35297) Whenever an

earthquake alarm is sounded, all students, teachers and other employees shall immediately begin Duck, Cover and Hold procedures:

- **Duck** or drop down on the floor.
 - Take **cover** under a sturdy desk, table or other furniture with backs to the windows. Protect head and neck with arms.
 - **Hold** onto the furniture and be prepared to move with it. Stay in this position for at least one minute or, in a real situation, until shaking stops.
4. Evacuation. An evacuation should NEVER be automatic. There may be more danger outside the building than there is inside. If administrative directions are not forthcoming, the teacher will be responsible for assessing the situation and determining if an evacuation is required. Pre-determined evacuation areas should be in open areas, without overhead hazards and removed from potential danger spots (covered walkways, large gas mains, chain-linked fences with electric shock potential). Make it clear that a post-earthquake route might differ from a fire evacuation route, and that appropriate non-hazardous alternate routes may be needed. Practice evacuation using alternate routes to the assembly areas.
 5. Accountability. Students are to remain with their teacher in the evacuation area. Teachers shall take their roll books, take roll once in the evacuation area and be prepared to identify missing students to administrators and first responders. The principal or designee shall keep a copy of each drill conducted on the emergency drill report form and file a copy with the superintendent/designee.

Earthquake Drop, Cover, and Hold On

Earthquake procedures in the classroom or office

1. At the first indication of ground movement, you should **drop** to the ground. It will soon be impossible to stand upright during the earthquake. Getting to the ground will prevent being thrown to the ground.
2. You should seek protective **cover** under or near

desks, tables, or chairs in a kneeling or sitting position.

3. You should **hold** onto the table or chair legs. Holding onto the legs will prevent it from moving away from you during the quake. Protect your eyes from flying glass and debris with your arm covering your eyes. You should remain in the drop position until ground movement ends.

Be prepared to **DROP, COVER** and **HOLD ON** during aftershocks. After ground movement ends, check for injuries and safely evacuate the building. Move to a safe, open area, away from power lines and other overhead hazards.

Earthquake procedures in other parts of the building

1. At the first indication of ground movement, you should **drop** to the ground.
2. Take **cover** under any available desk, table, or bench. If in a hallway, drop next to an inside wall in a kneeling position and cover the back of the neck with your hands.
3. After ground movement ends, check for injuries and safely evacuate the building. Move to a safe, open area, away from power lines and other overhead hazards.

Earthquake procedures while outside

1. At the first indication of ground movement, move away from overhead hazards such as power lines, trees, and buildings.
2. **Drop** to the ground and **cover** the back of the neck with your hands. Be aware of aftershocks.
3. Do not enter buildings until it is determined safe to do so.

If walking to or from school, do not run. Stay in the open. If the student is going to school, continue to the school. If the student is going home, he/she should continue to go home. While in a vehicle or school bus, pull over to the side of the road and stop. If on a bridge, overpass, or under power lines, continue on until the vehicle is away from the overhead dangers. Wait until the ground movement stops and check for injuries. Be aware of after shocks, downed wires, or roads blocked by debris. The bus driver is legally responsible for the welfare of student riders.

Chapter 7: Special Considerations for Other Emergencies

Fire

All classrooms and offices shall have an emergency exit sign and evacuation chart posted in a prominent location.

Fire within a School Building

In the event that a fire is detected within a school building, use the following procedures:

1. The principal or designee will: order an evacuation if the fire alarm doesn't work, call 9-1-1 and notify the superintendent
2. Teachers will supervise the evacuation of the classrooms to the designated areas according to the emergency exit plan posted in every classroom and office.
3. Teachers will close doors upon evacuating.
4. Teachers will take their roll books to the evacuation site and take roll.
5. Teachers will report any missing student(s) to their team supervisor/administrator.
6. The head custodian or designees shall assist by shutting off gas valves, electricity, etc., or other if necessary for evacuating, putting out the fire, etc.
7. The head custodian or designee shall open necessary gates for fire truck and other emergency vehicle access when appropriate. The head custodian or designee will also keep access entrances open for emergency vehicles.
8. Notify students and staff when it is safe to return to the school site under the direction of the fire department and in consultation with the superintendent or designee.

Fire near School

The principal or designee shall:

1. Determine the need to execute an evacuation if nearby fire poses an immediate threat to the students or the building.
2. Notify the fire department by calling 911.
3. Notify the superintendent's office.
4. Notify students and staff when it is safe to return to the school site under the direction of the fire

department and in consultation with the superintendent or designee.

5. Will review directed transportation procedures (to include planning for bus transportation).

Power Outage/Rolling Blackouts

It is the district's intent to keep schools open during a power outage. During an actual outage or anticipated outage, affected sites will be contacted as soon as practicable. Once notified, turn off computers, monitors, printers, copiers, and lights when not in use or not needed.

Preparing for an Outage

1. Update each student's emergency card.
2. Determine availability of portable lighting at site, e.g., flashlights & batteries.
3. Find out if when power is lost, do emergency lights go on and do the exit signs remain lit.
4. Clear away materials and boxes from hallways and pathways.
5. Ask your teachers to have alternative teaching methods and plans available.
6. Conduct a survey of your site for the classrooms and offices with no windows and prepare relocation plans.
7. Plan alternative communication methods that suit your site, such as runners, cell phones, or radios.
8. Develop a site plan such as a buddy system or chaperone, for restrooms or any other necessary leave during this period.
9. Have flashlights & replacement batteries available for the restrooms and other locations with no windows.
10. Ask your staff and students to have seasonal warm clothing available.
11. Use surge protectors for all computer equipment, major appliances and electronic devices.

During an Outage

1. Contact district maintenance office immediately if your site experiences a blackout.
2. Phones connected directly to a phone jack should

still be operable.

3. If an outage lasts more than 30 minutes, have pre-designated people walk through the campus and check on the status of individuals in each building.
4. Use a buddy system when going to the restrooms.
5. Do not use barbeques, Coleman-type stoves, hibachis and other outdoor-cooking devices indoors.
6. Do not use candles or gas lanterns.
7. Turn off computers, monitors, printers, copiers, and major appliances.
8. Shut off lights in unoccupied rooms.

Rolling outages should not last more than two hours and, with some preparation, business can be conducted as close to normal as possible. If a power outage is prolonged, the principal should contact the superintendent for directions (release students/staff, evacuation to another site, etc.).

Bomb Threat

The person receiving the bomb threat will:

1. Attempt to gain as much information as possible when the threat is received. Do not hang up on the caller.
2. Use the "bomb threat checklist" form (see chapter 10) as a guide to collect the information needed. Don't be bashful about asking direct, specific questions about the threat. Keep the caller on the phone as long as possible. If the threat is received by phone, attempt to gain more information.
3. The most important information is: When will the bomb explode and where is the bomb located?
4. Immediately after receiving the bomb threat, verbally notify the building administrator of the threat received.
5. Complete the "bomb threat checklist" form.
6. Turn off cellular phones and/or walkie-talkie radios (transmits radio waves could trigger a bomb).

Building administrator will (if necessary):

1. Call 9-1-1 and give the following information: your name, call-back phone number, exact street location with the nearest cross street, nature of

incident and number and location of people involved and/or injured.

2. Notify superintendent's office.
3. Evacuate involved buildings using fire drill procedures. Principal must have superintendent's permission to evacuate the entire site.
4. Implement a systematic inspection of the facilities to determine if everyone is out.
5. Secure all exits to prevent re-entry to buildings during the search period.
6. Be certain people stay clear of all buildings; a bomb(s) may be planted against an outside wall. The blast will be directed in large part away from the building.
7. Re-occupy buildings only when proper authorities give clearance.

Fire department or police officers shall organize a search team to check for suspicious objects; a bomb can be disguised to look like any common object. Site employees should be ready to assist as needed.

Intruder on Campus

The campus intruder is defined as a non-student or a student on suspension who loiters or creates disturbances on school property. Intruders are committing the crime of criminal trespass. Dangerous and/or concealed weapons are forbidden on school premises unless carried by law enforcement officers.

Low Level

Have the person(s) under suspicion kept under constant covert surveillance. Approach and greet the intruder in a polite and non-threatening manner. Identify yourself as a school official. Ask the intruder for identification and what their purpose is for being on campus. Advise intruder of the trespass laws. Ask the intruder to quietly leave the campus or invite him/her to accompany you to the office.

If the intruder refuses to respond to your requests, inform him/her of your intention to summon law enforcement officers. If the intruder gives no indication of voluntarily leaving the premises, notify police and administration.

If intruder(s) are on playground or grounds at brunch or lunch time, outdoor supervisors should notify the office by radio and move all students into cafeteria/gym/classrooms unless otherwise directed

and lock exit doors to cafeteria/gym. Consider activating shelter-in-place or lockdown alarm throughout rest of school as appropriate.

Hostage Situation

Staff and students should sit quietly if the situation is in their presence and try to remain calm. Staff should set the example if the armed intruder is in their presence by doing anything possible for the staff member and students to survive. If gun fire starts, staff and students should seek cover or begin rapid movement procedures. Do not engage in a conversation or try to persuade the intruder to leave your classroom or school. Remember, you are in an illogical situation so any logical argument may go unheard.

The intruder is probably aware of the potential danger that he/she would be facing if he/she left the classroom. The intruder may perceive himself/herself as being sane. If the intruder speaks to you or to your students, then answer him or her. Do not provoke him or her. Don't try to take matters into your own hands.

Students should be told not to whisper to one-another, laugh, or to make fun of the intruder. Remember, the intruder is disturbed and probably mentally ill, and more than likely paranoid. Any whispering or laughter may be perceived by the intruder as directed at him or her. Students should be taught to respond on their own when threatened. Incidents can occur which leave no time for signals.

If students are outside and are unable to find access to a room, they should, depending on the situation, initiate "take cover" position or run in a zig-zag fashion to the staging areas and stay calm. If and when possible, call administration and/or 9-1-1.

Poisoning, Chemical Spills, Hazardous Materials

Poisoning

If a student ingests a poisonous substance: call Poison Control Center Link Line 1-800-222-1222 and take appropriate first aid measures; call parents and notify the health office.

Chemical Spill on-site

The following are guidelines for chemical spills:

1. Evacuate the immediate area of personnel.
2. Determine whether to initiate shelter-in-place protocol.
3. Secure the area (block points of entry).
4. Identify the chemical and follow the procedures for that particular chemical.
5. Notify the district office.

Chemical Spill Off-Site Involving District Property

Notify the district office with the following information:

1. date, time, and exact location of the release or threatened release;
2. name and telephone number of person reporting;
3. type of chemical involved and the estimated quantity;
4. description of potential hazards presented by the spill;
5. document time and date notification made;
6. other emergency personnel responding (Highway Patrol, CALTRANS, etc.);
7. locate a fire extinguisher and have present, should the need arise;
8. place reflective triangles or traffic cones if in street or highway, do not light flares;
9. if spill response equipment is available use it to take the necessary measures to prevent the spill from spreading.

Reporting Chemical Spills

Once an emergency spill response has been completed, the person reporting the initial spill will complete a spill response evaluation. The incident must be reported to the superintendent within 24 hours of the spill.

Spill Clean Up

Chemical spills may not be cleaned up by school personnel. Call the district operations office at 963-4331. The cleanup will be coordinated through a designated contractor.

Hazardous Substances

Hazardous substances include, but are not limited to

the following: gasoline, lacquer, thinner, solvents, paint, motor oil, agricultural spray, diesel fuel, kerosene, stain, anti-freeze, airborne gases/fumes, and brake fluid.

Always call for assistance and extinguish all ignition sources, shut off main emergency switch to fuel pump, if appropriate, move appropriate fire extinguishing equipment to area, if possible, contain the spill to prevent further contamination, and move people/personnel away or evacuate from contamination area

If the spill poses an immediate student and staff hazard, all personnel should evacuate the area immediately. Move uphill and upwind, if possible.

Vehicle Fuel Spill

When a spill has occurred, the first thing to do is to keep the situation from worsening. Follow these steps:

1. Shut off emergency switch.
2. Avoid skin contact.
3. Isolate the spill from people and vehicles by blocking all points of entry.
4. Stop and evaluate any hazards.
5. Prevent discharge into storm drains.
6. Divert the flow by sealing off areas with absorbents.
7. Prevent runoff.

Pandemic Illness

Responding to a pandemic illness requires all staff to be aware of symptoms and how the school and district office will respond. Response will be a community issue. This response will include:

1. Stakeholders with authority will outline process for identification, isolation, quarantine, movement restriction, healthcare services, emergency care, and mutual aid.
2. School will designate a single office to coordinate the community plan.
3. Recognition that in an affected community, at least two pandemic waves (6-8 weeks each) are likely over several months. The school might be designated as a contingency hospital.
4. Students with special needs will be considered in planning (e.g., low income for feeding purposes).
5. The school will participate in community plan

exercises.

6. The school will share lessons learned from developing preparedness and response plans with other local public and private schools.

Bioterrorism

How to identify suspicious letters or packages

Some characteristics of suspicious letters or packages include the following:

- excessive postage,
- handwritten or poorly typed addresses,
- incorrect titles,
- title, but no name,
- misspellings of common words,
- oily stains, discolorations or odors,
- no return address,
- excessive weight,
- lopsided or uneven envelop,
- protruding wires or aluminum foil,
- excessive security material such as masking tape, string, etc.,
- visual distractions,
- ticking sound,
- marked with restrictive endorsements, such as “Personal” or “Confidential”,
- shows a city or state in the postmark that does not match the return address.

Do not shake or empty the contents of any suspicious envelop or package. Place the envelop or package in a plastic bag or some other type of container to prevent leakage of contents. If you do not have any container, then cover the envelop or package with anything (e.g., clothing, paper, trash can, etc.) and do not remove this cover. Then, leave the room and close the door, or section off the area to prevent others from entering. Wash your hands with soap and water to prevent spreading any powder to your face. Report the incident to the local police and your site administrator. List all people who were in the room or area when this suspicious letter or package was recognized.

Envelope with powder or powder spills out onto a surface

Do not try to clean up the powder. Cover the spilled

contents immediately with anything and do not remove this cover. Leave the room and close the door or section off the area to prevent others from entering. Wash your hands with soap and water to prevent spreading any powder to your face.

Call 9-1-1 and your site administrator to report the incident. Remove heavily contaminated clothing as soon as possible and place in a plastic bag, or some other container that can be sealed. The clothing bag should be given to the emergency responders for proper disposal. Shower with soap and water as soon as possible. Do not use bleach or other disinfectant on your skin. If possible, list all people who were in the room or area, especially those who had actual contact with the powder.

Anthrax

Anthrax organisms can cause infection in the skin, gastrointestinal system, or the lungs. In order for this to happen, the organism must be rubbed into abraded skin, swallowed, or inhaled as a fine, aerosolized mist. Disease can be prevented after exposure to the anthrax spores by early treatment with the appropriate antibiotics. Anthrax is not spread from one person to another person. For anthrax to be effective as a covert agent, it must be aerosolized into very small particles. This is difficult to do, and requires a great deal of technical skill and special equipment. If these small particles are inhaled, life-threatening lung infection can occur, but prompt recognition and treatment are effective.

Botulism

Botulism infection is extremely rare, with fewer than 200 cases report in the U.S. each year. There are two forms of botulism which are associated with a terrorist act:

Food Bourne Botulism

The bacterium is ingested with the contaminated food source. Symptoms begin within 6 hours to 2 weeks, but most commonly between 12 to 36 hours after eating contaminated foods. Double or blurred vision, drooping eyelids, slurred speech, difficulty swallowing, dry mouth, and a descending muscle weakness that effects the shoulders first, then upper arms, lower arms, thighs, calves, etc.

These symptoms may be preceded by gastrointestinal

disorder such as abdominal cramps, nausea, vomiting, and diarrhea. Paralysis of the respiratory muscles will cause death unless the person is assisted by mechanical ventilation. Botulism toxin can occur naturally in undercooked food, but the frequency of this is extremely rare.

Inhalational Botulism

Inhalation botulism results from the inhalation of the aerosolized toxin. A small amount of aerosolized toxin released into the wind can have a devastating effect on the surrounding population. Notwithstanding, inhalational botulism could be inflicted upon a more limited number of victims by introducing a contaminated object into an enclosed area such as inside of a building. The symptoms are indistinguishable from those of foodborne botulism, except that the gastrointestinal signs sometimes associated with foodborne botulism may not occur. Botulism cannot be transmitted from one person to another. There is no vaccine for botulism treatment at this time. However, treatment consists of passive immunization with equine anti-toxins and supportive patient care.

Chapter 8: Medical Emergencies

Calmly and carefully, assess the medical emergency you are faced with. Take only those measures you are qualified to perform. You should always wear latex or rubber gloves to prevent contact with bodily fluids.

Types of First Aid responses

Rescue breathing

1. Gently tilt the head back and lift the chin to open the airway.
2. Pinch the nose closed.
3. Give two slow breaths into the mouth.
4. Breathe into an adult once every five seconds, and for children or infants breathe gently once every three seconds.
5. If you are doing the procedure correctly, you should see the chest rise and fall.

Bleeding

1. Apply direct pressure to the wound.
2. Maintain the pressure until the bleeding stops.
3. If bleeding is from an arm or leg, and if the limb is not broken, elevate it above the level of the heart.
4. If limb appears to be broken, minimize any movement, but take what measures are necessary to stop the bleeding.

Treatment for Shock

1. Do whatever is necessary to keep the person's body temperature as close to normal as possible.
2. Attempt to rule out a broken neck or back.
3. If no back or neck injury is present, slightly elevate the person's legs.

Choking

1. Stand behind the person.
2. Place the thumb side of one of your fists against the person's abdomen, just above the navel and well below the end of the breastbone.
3. Grasp your fist with your other hand, give an abdominal thrust.
4. Repeat until the object comes out.
5. If required, begin rescue breathing.

Mass Casualty

In the event of a mass casualty incident (MCI)

1. Determine what the problem is and call 9-1-1 for local emergency services.
2. Identify the problem and give the school address.
3. Site administrators decide whether or not to activate the school site disaster first aid team protocols (See this plan for medical triage protocol).
4. Determine if problem will continue or if it is over.
5. School representative will meet incident command officer (fire department or police official) who will determine exact nature of incident.
6. Site administrators/first responders will implement mass casualty tracking.
7. Protocols as appropriate to the situation.
8. Keep calm, reassure students.
9. Fire department will notify appropriate agencies for additional help.
10. Crisis team will convene.
11. Contact superintendent to determine need to send students home

Suicide Threats and Attempts

Do's

1. Listen to what the person is saying and take her/his suicidal threat seriously, many times a person may be looking for just that assurance.
2. Observe the person's nonverbal behavior. In children and adolescents, facial expressions, body language, and other concrete signs often are more telling than what the person says.
3. Ask whether the person is really thinking about suicide. If the answer is "YES," ask how she/he plans to do it and what steps have already been taken. This will convince the person of your attention and let you know how serious the threat is.
4. Get help by contacting an appropriate Crisis Response Team (CRT) member. Never attempt to handle a potential suicide by yourself.
5. Stay with the person. Take the person to a CRT member and stay with that person for awhile. The person has placed trust in you, so you must help transfer that trust to the other person.

Don'ts

1. Don't leave the person alone for even a minute.
2. Don't act shocked or be sworn to secrecy.
3. Don't underestimate or brush aside a suicide

threat (“You won’t really do it; you’re not the type”), or to shock or challenge the person (“Go ahead. Do it”). The person may already feel rejected and unnoticed, and you should not add to the burden.

4. Don’t let the person convince you that the crisis is over. The most dangerous time is precisely when the person seems to be feeling better. Sometimes, after a suicide method has been selected, the person may appear happy and relaxed. You should, therefore, stay involved until you get help.
5. Don’t take too much upon yourself. Your responsibility to the person in a crisis is limited to listening, being supportive, and getting her/him to a trained professional. Under no circumstances should you attempt to counsel the person.

Triage Guidelines

Triage is defined as the sorting of patients into categories of priority for care based on injuries and medical emergencies. This process is used at the scene of multiple-victim disasters and emergencies when there are more victims than there are rescuers trained in emergency care. Incidents involving large numbers of casualties, and have a delay in the response time of emergency medical services require a special form of triage. The modified triage system that is most commonly used is the S.T.A.R.T. (Simple Triage and Rapid Treatment) plan. In this plan, patients are triaged into very broad categories that are based on the need for treatment and the chances of survival under the circumstances of the disaster. These categories are listed below:

TRIAGE Priorities

Highest Priority - RED TAG

- Airway and breathing difficulties
- Cardiac arrest
- Uncontrolled or suspected severe bleeding
- Severe head injuries
- Severe medical problems
- Open chest or abdominal wounds
- Severe shock

Second Priority - YELLOW TAG

- Burns

- Major multiple fractures
- Back injuries with or without spinal cord damage

Third Priority - GREEN TAG

- Fractures or other injuries of a minor nature

Lowest Priority – BLACK TAG

- Obviously mortal wounds where death appears reasonably certain
- Obviously deceased

S.T.A.R.T. Plan Triage Checklist

This method allows rapid identification of those patients who are at greatest risk for early death and the provision for basic life-saving stabilization techniques.

During initial contact identify self and direct all patients who can walk to gather and remain in a safe place. Tag these people GREEN.

Begin evaluating the non-ambulatory patients where they are lying. Assess respiration (normal, rapid, absent). If breathing is absent, open airway to see if breathing begins. If not breathing, tag BLACK (dead). DO NOT PERFORM CPR.

If patient needs assistance to maintain open airway, or respiratory rate is greater than 30 per minute, tag RED (attempt to use a bystander to hold airway open). If respiration is normal, go to next step.

Assess perfusion (pulse, bleeding). Use the capillary refill test to check radial (wrist) pulse. If capillary refill test is greater than 2 seconds, or radial pulse is absent, tag RED. If capillary refill is less than 2 seconds, or radial pulse is present, go to next step.

Any life threatening bleeding should be controlled at this time, and if possible, raise patient's legs to treat for shock (attempt to use a bystander to hold pressure/bleeding control). Assess mental status (commands, movement). Use simple commands/tasks to assess. If patient cannot follow simple commands, tag RED. If patient can follow simple commands, they will be tagged YELLOW or GREEN.

This will depend on other conditions, where their injuries will determine the priority of YELLOW versus GREEN (i.e. multiple fractures would require a higher level of treatment than superficial lacerations).

Chapter 9: Incident Command System

Responsibilities for a School Disaster

Everyone at a school will have some responsibilities in an emergency based on their job, and some people will have additional responsibilities. Below is a short discussion of how the Standard Emergency Management System (SEMS) and the Incident Command System (ICS) can be adapted to your school.

Major Concepts and Components

Every emergency, no matter how large or small, requires that certain tasks be performed. In ICS, these tasks are called management, planning, operations, logistics, and finance/administration. Under SEMS, the ICS team can be expanded or reduced, depending on the situation and the immediate needs. One person can do more than one function. Every incident needs a person in charge. In SEMS and ICS, this person is called the incident commander or school commander. No one person should supervise more than seven people (the optimum number is five). However, this does not apply to the student supervision team under operations.

Common Terminology

All teachers and staff in the school should use the same words to refer to the same actions. The terminology should be known before a disaster. SEMS is a system that, when used properly, affords common terminology. If the fire department or other responding agencies come on campus, they will coordinate better with the site's command structure if similar situations and actions are described with similar wording. This system provides for an effective and coordinated response to multi-agency and multi-jurisdictional emergencies, to include multi-disciplines and:

- Facilitates the flow of information within and between all levels of the system.
- Facilitates interaction and coordination among all responding agencies.
- Improves the processes of mobilization, deployment, tracking, and demobilization of needed mutual aid resources.

- Reduces the incidence of ineffective coordination and communications and avoid duplication of resource ordering in multi-agency and multi-jurisdiction response actions.

Primary Incident Command System Functions

Incident/School Commander (the "leader")

The management section is responsible for overall policy, direction, and coordination of the emergency response effort in the Emergency Operations Center (EOC) throughout the Santa Barbara High School District. The management section staff is also responsible for interacting with each other and others within the EOC to ensure the effective function of the EOC organization.

Operations Section (the "doers")

The operations section is responsible for coordinating all operations in support of the emergency response and for implementing action plans. This section includes response teams that work toward reduction of the immediate hazard, mitigating damage, and establishing control and restoration of normal operations.

Planning/Intelligence Section (the "thinkers")

The planning and intelligence section is responsible for collecting, evaluating, and disseminating information, maintaining documentation, and evaluating incoming information to determine the potential situation in the not-too-distant future. This section also develops district EOC/field action plans for implementation by the operations section.

Logistics Section (the "getters")

The logistics section is responsible for providing all types of support for the emergency response operation. This section orders all resources from off-site locations and provides facilities, services, personnel, equipment, transportation, and materials.

Finance and Administration Section (the "collectors")

The finance and administration section is responsible for accounting and financial activities such as establishing contracts with vendors, keeping pay records, and accounting for expenditures. This section is also responsible for all other administrative requirements and acts as the clearinghouse for documentation during the recovery phase. Routine use of ICS facilitates seamless integration of ICS into larger emergencies operations as they evolve. The key to ICS is remembering to focus on the functions and where possible, delegate authority to staff essential functions to distribute the workload.

Unified Command Structure

Unified command is a procedure used at incidents which allows all agencies with geographical, legal or functional responsibility to establish a common set of incident objectives and strategies, and a single incident action plan. The use of unified command is a valuable tool to help ensure a coordinated multi-agency response. Unified command procedures assure agencies that they do not lose their individual responsibility, authority, or accountability. Unified command is highly flexible. As the incident changes over time with different disciplines moving into primary roles, the unified command structure and personnel assignments can change to meet the need.

Advantages of using Unified Command

One set of objectives is developed for the entire incident. All agencies with responsibility for the incident have an understanding and are fully aware of joint priorities and restrictions. Duplicative efforts are reduced or eliminated, thus reducing cost and chances for frustration and conflict.

Pre-designated Incident Facilities

- Staging Areas
- Command Posts
- Mass Care Centers
- Evacuation Centers

School ICS Team Leaders

School (Incident) Commander	David Meister, Assistant Principal
Liaison	John Becchio, Principal
Safety	David Meister, Assistant Principal
PIO	John Becchio, Principal
Operations Chief	David Meister, Assistant Principal
Planning Chief	David Meister, Assistant Principal
Logistics Chief	Tom Eck, Head Custodian
Finance Chief	Lisa Higgins, School Financial Tech
Site Check/Security	Campus Safety Assistants
Staffing	Patty Diaz, Principal's Secretary
Supplies/Facilities	Tom Eck, Head Custodian
Purchasing	Lisa Higgins, School Financial Tech
Timekeeping	Gabriel Sandoval, Assistant Principal
Documentation	Patty Diaz, Administrative Assistant
Transportation (vans)	Rudy Ybarra, Athletic Equipment Manager
Communications	Patty Diaz, Administrative Assistant
Search and Rescue	David Meister, Assistant Principal
Medical	Jeannette Hirschberg, School Health Assistant
	Cindy Cheung, District Nurse
Student Supervision	Elise Simmons, Assistant Principal
	Gabriel Sandoval, Assistant Principal
Student Transport/Release	Patty Diaz, Principal's Secretary
School Resource Officer (SRO)	Officer Christina Marshall

* (all site administrators have contact information on SRO)

Staging Areas: Flag pole, senior lawn (medical area)

Command Post: Flag pole (alternates: Senior lawn, Peabody Stadium)

Mass Care Centers: Primary site: gymnasium;
Secondary site: tennis courts

Evacuation Centers: On campus site: Front of school, senior lawn, Cafeteria quad, Meadow, greenhouse, outside of 70's, outside of 90's
Off campus site: Santa Barbara Junior High

Emergency Response Teams:

Spencer Barr, Dave Meister, Juan Gallardo, Elise Simmons, Gabriel Sandoval, Siebran Simon

District Emergency Directory

Media

City Emergency Radio Station AM 1590
City Television Station Channel 18

Emergency Telephone Numbers

Police Department 911
Sheriff's Office 911
Paramedics and Ambulance 911
District Nurse 963-4331
American Red Cross 687-1331

Santa Barbara School District's Personnel

(District Office switchboard, 963-4331)

Barbara Keyani, Communications 896-1727
Dr. Dave Cash, Superintendent Ext. 6201
Meg Jette, Assistant Superintendent Ext. 6222
Dr. Ben Drati, Assistant Superintendent Ext. 6210
Mitch Torina, Director Student Services Ext. 6262
Dr. Margaret Christensen, Director of Human Resources Ext. 6237
Dave Hetyonk, Director of Facilities Ext. 6222
Emilio Handall, Assistant Superintendent Ext. 6210

District Emergency Operations Center Policy Group

Dave Cash
Kate Parker
Ben Drati
Mitch Torina
Emilio Handall

Command Staff

PIO	Barbara Keyani
Technical Specialist	Dennis Ryan
Safety	Mitch Torina
Site Resources	Dave Hetyonk
Maintains Communication w/ Site(s)	Brian Tanguay
Post-event Planning Implementation	Ben Drati
Documentation	Mimi Hall
Resource Coordination Chief	Meg Jette
Personnel Resources: External	Bruce Chavez
Internal	Margaret Christensen
Equipment, Supplies, Transportation, Communication	Dave Hetyonk
Timekeeping	Esperanza Villegas
Purchasing	Anne Marie Capitaneli
Communication w/ Insurance	Alma Flores

Companies

Emergency Communications

When emergencies occur, communication is key to ensuring appropriate parties are notified regarding the extent of the incident and what needs to be done.

Below is a checklist as to how emergency communications may be conducted at your school.

Emergencies within a school

Internal communications will be via public address systems, emails, message runner, and telephone.

External communications will be via the main communications network and news bulletins, as needed, by appointed personnel only.

Emergencies affecting two or more schools

In-district communications will be via telephone (to include Teleparent), if operable. Superintendent or designated public information officer (ordinarily Barbara Keyani) and/or principal will release information to news media and prepare necessary bulletins. A crisis communications center will be established to collect and release information if the emergency is of a continuing nature.

1. Briefings/bulletins will be necessary in a continuing emergency, especially when school remains open.
2. Use established communication channels to keep employees, students, parents, essential communicators and community informed.
3. Keep secretaries briefed on situation changes and what to tell people who phone the school or district.
4. Hold briefings with employees, labor association leaders, board president, student leaders and other key communicators.
5. Enact telephone tree in order to communicate updates.
6. Prepare bulletins to distribute to employees, students, parents and essential communicators, as needed. Provide superintendent and public information officer with a copy of each bulletin.

Working with the news media

Only pre-assigned personnel will meet with the

media in a designated area so as not to disrupt the educational process. News media personnel are not to be on school grounds, except in designated areas. Staff members are to report any news media personnel that appear elsewhere on campus.

Under no circumstances should a school site make contact with local media without first coordinating such communications through the district office.

Media Contact Information

Television Stations

KEYT Television	805-882-3900
KSBY Television	805-963-7883
KCOY	805-925-1200
KKFX (w/KCOY)	805-925-1200
KCET	323-953-5308
KTAS (Spanish)	805-545-9428

Radio Stations

KJEE 92.9FM	805-962-4588
KLITE 101.7FM (w/KTMS)	805-879-8300
KTYD 99.9FM	805-879-8300
KTMS 990AM	805-879-8300
KSPE (Spanish)	805-879-5773

Print Media

Santa Barbara News-Press	805-564-5243
Independent	805-965-5205
Montecito Journal	805-565-1860
La Opinion (Spanish, LA-based)	213-622-8332
SBLatino	805-884-7407
Coastal View	805-684-4428

Recovery

It is critical to provide a mental health response for students, staff and parents after a crisis that has impacted a school. Often, this can be provided by district or local community resources. Victims of a crisis experience a real need to return to normal, but normal as they once knew it is forever gone and changed. Counselors and crisis survivors find the concept of a “new normal” to be very reassuring and accurate.

One of the most important actions is simply to listen and allow victims to express their own needs and feelings. Encouragement and support, while avoiding judgmental remarks, are the goals. When the needs of the victims exceed the immediate resources available to the school, Santa Barbara County Mental Health and the agencies working under its umbrella are available to support schools. Numerous agencies under the Santa Barbara County Mental Health Department umbrella currently provide on-going mental health services to students and families both at schools and within the neighborhood communities.

These services are provided by licensed therapists, social workers or supervised interns. The services typically involve a one-on-one or family-oriented approach requiring a different skill set than an emergency mental health response to a community or school crisis.

Chapter 10: Annual Emergency Awareness/Preparedness Checklists and Forms

Checklists on the following pages highlight areas of school operations, maintenance, security, and personnel that may pose opportunities for risk reduction. Use this checklist as a proactive tool to generate awareness over the potential for terrorist acts, at a time when it is needed most. The recommendations contained in this checklist are not intended to represent or to replace a comprehensive school security program. Such a program would include much more.

Many of the procedures included in the checklist are routine in districts with full-time security operations. Whether your school district has fulltime security coverage, or has minimal security resources, these recommendations may be used as a focal point around which to build an appropriately renewed sense of awareness. The following forms are designed to use on an annual basis to meet emergency preparedness requirements. Districts may already have their own forms and can substitute those if desired.

Annual Site Awareness Checklist

Review transportation security

- ☐_NA___ Are vehicle garages alarmed, and are the alarms in working order?
- ☐_NA___ Are fenced-in areas gated, locked, and adequately illuminated at night?
- ☐_NA___ Do drivers do “pilot inspections” of their vehicles before placing them into service each day? Is this done again after each time the vehicle has been left unattended?
- ☐_NA___ Are bus drivers equipped with two-way radios or cell phones?
- ☐_NA___ Are drivers trained to be aware of and to report suspicious vehicles that appear to be following their busses during their routes?
- ☐_NA___ Do drivers keep a student roster for each bus route, to include student name, address, primary and secondary emergency contact numbers, and medical authorization information?

Review the adequacy of physical security in and around campus buildings

- ☐_DM/Y___ Are alarm systems working and have they been tested? This should include main campus buildings as well as maintenance and storage facilities.
- ☐_DM/Y___ Are keys to campus and administration buildings adequately controlled?
- ☐_DM/Y___ Are alarm pass codes changed when an employee leaves the school district? Make sure codes are not shared.
- ☐_DM/Y___ Is exterior lighting working and is illumination adequate?

Security

- ☐___ Maintenance
- ☐___ Operations
- ☐_TE___ Is interior lighting (night lighting) working and is illumination adequate?

Review access control procedures and heighten employee awareness

- ☐_DM/Y___ Are doors that should remain locked from the outside during the day kept locked, and are these doors checked periodically to make sure they are secure? Train all employees to check these doors but consider assigning someone to check them as well.
- ☐_DM/Y___ Are staff members trained to approach and to “assist” strangers of any age who are observed in and on school property? Report those who have difficulty explaining their presence.
- ☐_DM/Y___ Has a visitor log and ID badge system been implemented?

Train everyone to recognize and report suspicious activities on campuses

- ☐_DM/Y___ Are persons taking pictures or filming campus activities questioned about their authorization to do so?
- ☐_DM/Y___ Be alert for suspicious vehicles that seem to have no apparent purpose for being on campus, or, that come, go, and then reappear again.
- ☐_DM/Y___ Are specific individuals assigned to inspect the outside of campus buildings throughout the day, and to

report unattended packages or vehicles near building perimeters?

_DM/Y Have you developed a plan to handle reports of suspicious activity?

_DM/Y Is everyone trained to report unattended or otherwise suspicious packages found inside campus buildings?
Is this specific issue placed on routine checklists for maintenance and custodial personnel?

_DM/Y Do personnel know what to do if a suspicious package is found?

_DM/N Have you considered a policy that requires staff and students to visibly identify backpacks, book bags, briefcases and gym bags with luggage style ID tabs?

_DM/Y Are food services personnel trained to be aware of suspicious people in their food preparation area?

_DM/Y When large attendance events occur on campus, are security measures in place and awareness levels heightened to assist in detecting suspicious acts?

_DM/Y Do you have a zero tolerance for verbal threats of any kind?

_DM/Y Do all members of the school community know that any threat, or information about a potential threat, must be reported? And, do they understand that there is no such thing as a threat intended as a joke?

_DM/Y Do students and staff know that they are responsible for informing the principal/site administrator about any information or knowledge of a possible or actual terrorist threat or act?

_DM/Y Have you communicated a hard stand on hoaxes intended to mimic terrorist acts?

_DM/Y Do students know that these hoaxes are crimes in themselves?

Work closely with local law enforcement and health officials

_DM/Y Have you made local law enforcement a partner in your district plans?

_DM/Y Are parking regulations, particularly fire zone regulations, strictly enforced?

_DM/Y Does local law enforcement have copies of building blueprints, to include ventilation system, and electrical plans?

_DM/Y Has local law enforcement been given the opportunity to conduct exercises on school property and on busses?

_DM/Y Have you determined contact protocol with local health officials if bio-terrorism is suspected?

Train staff on identifying and handling suspicious packages and letters

__N__ Have you downloaded and posted the FBI advisory (poster) regarding suspicious packages from www.fbi.gov or, the US Postal Inspection Service poster on identifying suspicious packages from www.usps.gov ?

_DM/N Have you considered publicizing the availability of this information to others in the school community for personal use?

School: Santa Barbara High School

Date of checklist: 01/22/2014

Safety Plan Annual Emergency Plan Checklist

This is a checklist to help principals organize and meet the site requirements mandated by the emergency preparedness plan. It is recommended that each principal appoint a site disaster committee comprised of staff, PTA, and students (optional), to help carry out the tasks of this checklist.

Submit To: Administrator, Safety, Welfare, and Attendance

- ☒ Read the district disaster plan, and know the responsibilities of the site manager
- ☒ Designate a second-in-command and a backup
- ☒ Orient staff to district disaster plan, review site procedures (staff meeting)
- ☒ Update site plan, assign staff responsibilities (complete staff roster sheet)
- ☐ Schedule necessary training (first aid, CPR, search and rescue)
- ☒ Schedule drills: fire, earthquake, lockdown, shelter-in-place
- ☒ Complete site map, post as required, and forward a copy to principal
- ☒ Complete site hazard survey
- ☒ Complete classroom hazard survey summary
- ☐ Submit classroom hazard survey summary to principal
- ☐ Participate in test of district radios
- ☒ Check battery-operated radios
- ☐ Complete supplies and equipment inventory to include classroom emergency kits(classroom kits not purchased)
- ☒ Order supplies and equipment as necessary
- ☒ Identify evacuation areas/alternative for all classes
- ☒ Communications to parents and students about disaster procedures
- ☒ District student release policy
- ☒ Emergency information cards
- ☒ Assess food supplies as applicable
- ☒ Meet with child care provider and coordinate disaster preparedness plans

John Becchio - on file 1/23/2014
Principal signature and date

Annual Site Hazard Survey I

The purpose of the site hazard survey is to check for safety hazards outside of the classroom. The survey shall include evaluation of interior and exterior portions of buildings as well as school grounds. The following areas shall be included. (If not applicable, place N/A).

- ☒ Proximity of toxic, flammable, corrosive, chemically, or reactive materials
- ☒ Proximity of high voltage power lines has been considered in establishing the site evacuation plan
- ☒ Likelihood and possible effects of flooding or landslides
- ☒ Probable safety of evacuation areas after an earthquake; proximity of gas, water, and sewer lines, or sprinklers
- ☒ Water heaters are strapped
- ☒ Objects that restrict people from moving to a safe place (tables and desks in hallways, etc)
- ☒ Janitorial areas: storage of tools and cleaning chemicals (keep a 3 foot clearance in front of all electrical panels)
- ☒ Storerooms: heavy items stored on high shelves, shelving secured (keep 3 foot clearance in front of all electrical panels)
- ☒ All computers and peripherals should be situated so as not to create a tipping hazard
- ☒ Machine shop and woodshop: equipment should be bolted down
- ☒ Large and heavy office machines: restrained and located where they will not slide, fall off computers, or block exits
- ☒ Sound system speakers and spotlights: secure
- ☒ Compressed gas cylinders: secured top and bottom with a safety chain
- ☒ Weight room/motor development room equipment: racks anchored and weights properly stored
- ☒ Laboratory chemicals on shelves: restrained

Tom Eck – signature on file 1/23/2014
Lead Custodian

Annual Site Hazard Survey II

After reviewing, please initial.

Initial here

____TE____

Campus

- Signs posted
- Controlled access traffic review
- Parking
- Fire lanes
- Adequate surfacing
- Lighting
- Safety plan
- Required postings

____TE____

Assembly Rooms

- Exits clear
- Exit & emergency lights
- Floors
- Seating maintained
- Stage: clean, clear exits
- Kitchen wiring: clean, safe food storage

____TE____

Athletic Facilities

- Bleachers
- Fences
- Backstops
- Stairs
- Ramps
- Walkways
- Gates
- Surfacing in common areas
- Equipment

Initial here

____TE____

Industrial Arts

- All guards, shields, covers in place
- Aisles clear
- Material storage
- First aid kits; eye wash operable
- Dust collection/housekeeping
- Compressed gas cylinders secure
- Protective equipment
- Safety training
- Safety signs posted and enforced

____TE____

Science Rooms

- Hazardous material storage
- Adequate ventilation (fume hoods)
- Eyewash
- Gas shut-off
- Safety training
- Safety signs posted and enforced

____TE____

Emergency Preparedness

- Fire extinguishers checked monthly
- Fire and earthquake drills conducted
- First aid equipment in place
- Evacuation routes posted
- Staff training on emergency procedures

Name and position of verifying authority: Tom Eck, Head Custodian

Annual Classroom General Hazard Survey

Nonstructural hazards are caused by the furnishings and nonstructural elements of a building. Anything that does not actually hold the building up is nonstructural, including floors, ceilings, windows, and all furnishings. In California schools, nonstructural hazards represent the greatest threat to the safety of students and staff. Eliminating these hazards can reduce injuries significantly.

In September, each teacher shall assess their classroom for hazards and correct any, if possible. Items that the teacher cannot correct will be submitted to the principal by September 30.

Room Number: _____

Deficiencies to be corrected by maintenance staff:

- free standing shelves over 4 feet tall secured to floor or wall;
- file cabinets bolted to wall;
- file cabinet drawers have latches;
- paints and chemicals restrained on shelves;
- wall-mounted objects are secured;
- sound system speakers are secured to building;
- television securely fastened to platform or cart.

Deficiencies to be corrected by school personnel:

- heavy objects removed from high shelves;
- aquariums located on low counter or restrained;
- computers fastened to work station;
- desks and tables cannot block exits;
- cabinets or equipment on wheels cannot block doorway.

Inspection Checklist for 9-12 Schools

After reviewing, please initial.

Initial here

Decorative Materials

__DM__

- All drapes, hangings, curtains and all other decorative material shall be made of nonflammable material or treated as required by the state fire marshal.
- Fire protective equipment shall not be concealed.
- Child-prepared artwork and teaching materials may be attached to the walls, but is limited to 20% of the wall area.
- Materials shall be attached to the wall at the top and bottom.
- No overhead decorations are allowed.

Pre-Fire Planning

__DM__

- Fire drills, with the fire alarm sounded, shall be held one each calendar month in elementary schools, quarterly in junior high schools, twice-yearly in high schools.
- Post the fire department phone number in the main office or switchboard area.
- Assign a person to call the fire department if the alarm sounds.
- Post evacuation plans with alternate routes in each classroom.
- Post instructions to the teacher for maintaining order during evacuation, for removal of roll book and for taking roll when the evacuation area is reached.

Exterior

__DM__

- If school grounds are fenced, at least one gate must be large enough for fire department equipment.
- School grounds may be fenced and locked if a safe evacuation area for students and staff is available at least 50 feet from the buildings.
- Only approved gates are permitted across corridors and passageways.
- Address numbers must be legible from the street.
- All sub buildings must be logically identified.
- All exposed gas meters, regulators and piping must be protected from potential damage.

Exits

__DM__

- Two exits are required if the occupant load is 50-500.
- Exit doors must swing out if the occupant load is 50 or more.
- Panic hardware must be provided on exit doors in rooms with an occupant load of 50 or more.
- Panic hardware must be provided on corridor exit doors.
- Exit doors shall be operable from the inside without the use of a key or any special knowledge or effort.
- Exits shall not be blocked in any way.
- Do not block or impair the operation of any self-closing or automatic closing door.
- Exit signs and exit directional signs are required. EXCEPTION: Main exterior exit when clearly identifiable and when approved by the building official.
- Exit Sign Illumination: Exit signs and exit directional signs shall be internally or externally illuminated by two electric lights or shall be approved self-luminous.
- One of the exit sign lamps shall be energized from an alternate power supply, in accordance with the Electrical Code.
- Any exit sign illumination shall be maintained.
- Exit Path Illumination is required for rooms with occupant loads of 100 or more.
- In the event of a power failure, illumination shall be automatically provided by an emergency

lighting system that shall be energized from an alternate power supply, in accordance with the Electrical Code.

Extinguishers

__TE__

- Provide one 2A fire extinguisher every 75 feet of travel and 3,000 square feet. The top of the extinguisher shall not be installed higher than five feet.
- Extinguishers shall be serviced annually or after usage.
- Each extinguisher shall have an inspection tag with an annual service date.
- Commercial food processing equipment must have a fixed system over all cooking services and deep fat fryers as well as within the hood.
- Fixed systems shall be serviced every six months or after usage.
- Fire extinguishers which are part of fixed extinguishing systems shall have a tag attached indicating the date, person performing the service and type of service performed.
- A 40B extinguisher must be near the food processing area and serviced within the past year.

Structural

__DM__

- All fire-resistant construction shall be maintained.
- Repair holes in the walls or ceiling.
- Room capacity must be posted when the occupant load is 50 or more.

Fire Protection Systems

__DM__

- A five-year test is required for automatic sprinklers, wet standpipes and dry standpipes.
- A fire alarm system is required when an occupancy load is 50 or more.
- When an occupancy load is 50 or fewer, there shall be an early warning device that has been approved by the fire authority with jurisdiction.
- Fire alarm systems shall be maintained in operable condition at all times.

Trash Containers

__TE__

- Trash containers shall be emptied daily.
- Waste baskets and other waste containers shall be made of noncombustible materials.

Special Hazards

__DM__

- All compressed bottles must be secured to a fixed object with one or more restraints.

Electrical

__DM__

- Electrical equipment providing emergency power shall be maintained.
- Electrical hazards such as frayed wire or loose cover plates are illegal.
- No extension cords shall be allowed for permanent wiring. Extension cords are only permitted with portable appliances while in use.
- Multi-plug adapters are not permitted. Multi-outlet strips with internal circuit breakers may be used.
- A minimum of 30 inches clearance must be provided for all electrical panels.
- Breakers must be marked to show area served.

Name and position of verifying authority: David Meister, Assistant Principal
Tom Eck, Head Custodian

Emergency Drill Report (Fire/Evacuation/Lock Down)

Name of School: _____ Santa Barbara High _____

Type of Drill: _____ Lockdown Drill _____

Date: _____ 08/30/13 _____

Time of Day: _____ 9:15am _____

Duration: _____ 15 minutes _____ Number of persons evacuated: _____ 2200 _____

Number of Staff Supervising Drill: 4 Administrators plus 4 Campus Safety _____

Outside Agencies Participating (if any): None

Time log and description of drill/incident (record time and description of major activities and transitions that take place during the drill/incident).

9:15 – 9:17 – Teachers and students duck, cover, and hold on

9:17 – 9:30 – All teachers and students evacuate to pre-determined locations on campus. Drill was completed when all teachers had taken roll and lined up with students. The focus of this drill was to check for total participation by all students and staff.

Principal signature and date

John Becchio ---On file _____ September 3, 2013 _____

Emergency Drill Report (Fire/Evacuation/Lock Down)

Name of School: _____ Santa Barbara High _____

Type of Drill: _____ Great California Shake-Out/ Earthquake/Evacuation _____

Date: _____ 10/18/2013 _____

Time of Day: _____ 10:18 a.m. _____

Duration: _____ 15 minutes _____ Number of persons evacuated: _____ 2200 _____

Number of Staff Supervising Drill: _____ 4 Administrators plus 4 Campus Safety _____

Outside Agencies Participating (if any): _____ Santa Barbara Police Officer Christina Marshall participating _____

Time log and description of drill/incident (record time and description of major activities and transitions that take place during the drill/incident).

Participation in a nationwide Earthquake preparedness drill.

10:18 a.m. – 10:20 a.m. - Students and staff duck and cover

10:20 a.m. – 10:33 a.m. – Students and staff proceed to their pre-determined evacuation locations.

Teachers took roll when they lined up their classes and roll sheets were collected.

Principal signature and date

John Becchio ---On file _____ October 21, 2013 _____

Annual Disaster Service Worker Survey

General Information

Name

Position

Location

Work Phone/Ext.

Home Phone

Specialized Skills

(Please circle one)

Bilingual? Yes No If yes, language(s): _____

CPR Certified? Yes No If yes, expiration date: _____

If no, are you willing to be trained? Yes No

First Aid Certified? Yes No If yes, expiration date: _____

If no, are you willing to be trained? Yes No

CERT Trained? Yes No If no, are you willing to be trained? Yes No

Personal Responsibilities

Do you have any:

Children? Yes No If yes, ages: _____

Special needs? Yes No If yes, please describe: _____

Elderly parents? Yes No Comments: _____

Pets? Yes No

Comments: _____

Other: _____

In an Emergency – (confidential)

Anything you want us to know? _____

Special Needs? _____

Medications? _____

NOTE: THIS IS CONFIDENTIAL DATA KEPT SECURED BY DISTRICT OFFICE AND SCHOOL SITE. Inclusion of this form in the Safe School Plan is for informational purposes only.

Bomb Threat Report Form

Santa Barbara Secondary School District

School: _____

Time call received: _____

Call taken by: _____

Title: _____

Time caller hung up: _____

Date: _____

Caller ID info (*69): _____

Observations:

1. Caller's Voice, Caller's Language, Background Sounds
2. If voice is familiar, who did it sound like?
3. Approximate Age:
4. Other Observations:

Questions to Ask: (Use exact wording of threat)

1. When will the bomb explode?
2. Where is the bomb right now?
3. What does it look like?
4. What kind of bomb is it?
5. What will cause it to explode?
6. Did you place the bomb?
7. Why?
8. How did the bomb get in the school?
9. Where are you calling from?
10. What is your name, address and phone?

American Red Cross Recommended Emergency Supplies for Schools

What to Store

Begin with an analysis of the hazards of the area. Is your school threatened by tornadoes? Earthquakes? Is emergency assistance close at hand or would you have to wait for help if the entire community has been impacted?

Remember that any school in the country could be locked down due to an intruder or gunfire in the area, so all schools should be prepared to have their students stuck inside the building for many hours. Similarly, all schools face the potential of a hazardous materials spill nearby, requiring the school to shelter-in-place with doors and windows closed and heating systems off.

Budget

Adjust the list, prioritizing for limited budget and storage space, if necessary. Develop a plan to phase in the supplies. Contact local service clubs and vendors for assistance.

How Much to Store

Make some planning assumptions. Some schools could be cut off for days if a bridge or the main highway is blocked. If you determine that most of your students could be picked up in most emergencies within a day, then begin by stocking supplies for one day.

Some schools plan that half their student body will be picked up by parents within one day, half the remainder within a day, and the remainder within another day; these schools stock supplies for 100% for day one, 50% for day two, plus 25% for day three. Other schools stock supplies for 3 days, the recommendation of many emergency management agencies. Remember the number of staff and other adults who may be on campus.

Storage

Determine where to store emergency supplies. Every classroom should have some supplies and there should be a cache of supplies for the whole school. Many schools in California and other states that are threatened by earthquakes use outdoor storage, anticipating the possibility of having to care for

students outside the buildings. They use an existing building or a cargo container, also called a land-sea container, purchased and installed near the emergency assembly area.

Schools with limited budgets and/or temperature extremes may opt to store their supplies in various caches throughout the school facility, primarily in locked closets or classrooms. Do not store water in the barrels because it may leak and destroy everything else. Make sure that there are keys to ensure access to the supplies during an emergency, including access by programs such as day care and after school events. Plan an annual inventory, replacing water and other items with limited shelf life as necessary.

Recommended Supplies

The following lists address classroom kits, whole school supplies, and Search & Rescue gear.

Classroom Kit

Latex gloves: 6 pairs
Safety goggles: 1 pair
Small First Aid kit
Pressure dressings: 3
Space blankets: 3
Tarp or ground cover
Student accounting forms (blank)
Buddy classroom list
Pens, paper
Whistle
Student activities
Duct Tape: 2 rolls (for sealing doors and windows)
Scissors
Suitable container for supplies (5-gallon bucket or backpack)
Drinking water and cups (stored separately)
Toilet supplies (large bucket, used as container for supplies and toilet when needed, with 100 plastic bags, toilet paper, and hand washing supplies)

Supplies for the whole school

Water
First Aid
Sanitation
Tools
Food
Water ½ gallon per person per day times three days,

with small paper cups

First Aid

Compress, 4 x 4": 1000 per 500 students
Compress, 8 x 10": 150 per 500 students
Elastic bandage: 2-inch: 12 per campus; 4-inch: 12 per campus
Triangular bandage: 24 per campus
Cardboard splints: 24 each, small, medium, large
Butterfly bandages: 50 per campus
Water in small sealed containers: 100 (for flushing wounds, etc.)
Hydrogen peroxide: 10 pints per campus
Bleach, 1 small bottle
Plastic basket or wire basket stretchers or backboards: 1.5/100 students
Scissors (paramedic): 4 per campus
Tweezers: 3 assorted per campus
Triage tags: 50 per 500 students
Latex gloves: 100 per 500 students
Oval eye patch: 50 per campus
Tapes: 1" cloth: 50 rolls per campus; 2" cloth: 24 per campus
Dust masks: 25 per 100 students
Disposable blanket: 10 per 100 students
First Aid books: 2 standard and 2 advanced per campus
Space blankets: 1 per student and staff
Heavy duty rubber gloves: 4 pairs

Tools per Campus

Barrier tape, 3" x 1000": 3 rolls
Pry bar
Pick ax
Sledge hammer
Shovel
Pliers
Bolt cutters
Hammer
Screwdrivers
Utility knife
Broom

Utility shut off wrench: 1 per utility

Other Supplies

Folding tables, 3' x 6': 3-4
Chairs: 12-16
Identification vests for staff, preferably color-coded per school plan
Clipboards with emergency job descriptions
Office supplies: pens, paper, etc.
Signs for student request and release
Alphabetical dividers for request gate
Copies of all necessary forms

Food

The bulk of stored food should be easy to serve, non-perishable and not need refrigeration or heating after opening. Food is generally considered a low priority item, except for those with diabetes and certain other specific medical conditions. One method used by schools is to purchase food at the beginning of the school year and donate it to charity at the end of the year. A supply of granola bars, power bars, or similar food which is easy to distribute, may be helpful. Some schools store hard candy, primarily for its comfort value.

Search and Rescue Equipment

Training on how to do light Search and Rescue is required—contact your local fire department for information on whether such training is offered in your community.

Protective Gear per S&R Team Member

Hard hat, OSHA approved
Identification vest
Leather work gloves
Safety Goggles
Dust mask
Flash light, extra batteries
Duffel or tote bag to carry equipment

Gear per S&R Team

Backpack with First Aid supplies
Master Keys

SBHS Emergency Shed Inventory – 10/17/2013

- 3 – Large Axes
- 1 – Crow bar
- 7 – Empty water storage containers
- 2 – coils nylon rope
- 1 – trash container filled with tarps
- 1 – trash container filled with wrenches, saw, rope, hatchet, etc.
- 2 – white plastic cots to carry bodies
- 1 – orange plastic cot
- 3 – nylon (army cots)
- 2 – wheelchairs
- 6 – boxes of trauma dressing
- 7 – cases of gauze pads (1200 per case)
- 1 – storage container (black) with emergency hats and gloves
- 1 – storage container (black) with Cal Safe plastic tarps and other supplies
- 1 – storage container (black) with various tools, first-aid supplies
- 5 – 12 gallon totes (plastic) with PTSA food (granola bars, etc.)
- 4 – privacy shelters
- 9 – portable toilets (in 6 plastic bags each)
- 3 – cases of band aids (assorted sizes)
- 1 – box of cold compresses
- 3 – blue trash bags full of black back packs
- 6 – boxes of paper cups (6 oz)
- 1 – bag of large canvas blankets
- 1 – small box of respirators
- 1 – box of ammonia
- 1 – small box of flashlights
- 1 – box of canned food rations
- 1 – small box of emergency drinking water
- 1 – large box 5”x 9” abdominal padding
- 1 – large box maxi pads
- 3 – boxes of gauze sponges , 10 – bags (200 sponges per box)
- 2 – boxes of 4”x 4” sterile gauze
- 1 – box porous tape
- 1 – box aluminum emergency blankets
- 20 – yellow hard hats
- 1 – bucket filled with crowbars
- 3 – cases of Phisoderm skin cleaner
- 1 – case of face masks
- 6 – cases of Sparkletts’s purified water
- 6 – 1 gallon of bottles of purified water
- 1 – box of red biohazard bags
- 2 – boxes of black plastic garbage bags

- 6 – red Search and Rescue bags (search team)
- 2 – 911 Emergency kits supplied by SB Fire and CERT
- 1 – box (black plastic storage) cervical collars, eye pads, nasal strips, wrist supports, etc.
- 7 – (Old) big red disaster supply chests
- 1 – fire extinguisher

Chapter 11: Homeland Security Advisory System

(Adapted for Santa Barbara County)

The Homeland Security Advisory System provides a comprehensive and effective means to disseminate information regarding the risk of terrorist acts to federal, state, and local authorities and to the American people. This system provides warnings in the form of a set of graduated "threat conditions" that increase as the risk of the threat increases. At each threat condition, federal departments and agencies would implement a corresponding set of "protective measures" to further reduce vulnerability or increase response capability during a period of heightened alert.

The following protective measures are general guidelines for schools. In the event that the threat level increases to RED, school districts may or may not need to take specific protective action. The nature of the emergency will dictate the response.

Threat Conditions and Recommended Protective Measures

The following threat conditions each represent an increasing risk of terrorist attacks. Beneath each threat condition are some suggested protective measures. Each school district is responsible for developing and implementing appropriate specific emergency plans.

GREEN: Low Risk of Terrorist Attacks

This condition is declared when there is a low risk of terrorist attacks. The following general measures should be considered in addition to any specific plans that are developed and implemented:

- Assign the responsibility for action to the school emergency manager to ensure all checklist items are completed.
- Refine and exercise as appropriate, school and district emergency plans.
- Train teachers and staff on the Homeland Security Advisory System and specific emergency plans.
- Assess school sites for proximity and vulnerability to potential terrorist targets (i.e. commercial occupancies with potential hazards, utility companies, etc) updating plans as needed.
- Develop and implement security procedures, (assign a member of the school staff to ensure that this checklist item is completed).
- Conduct routine inventories of emergency supplies and medical kits.
- Include a weekly check of the generator when applicable.
- Know how to turn off water, power, and gas to your facilities.
- Budget for security measures.
- Advise all personnel to report the presence of unknown suspicious persons, vehicles, mail, and other suspicious activities.
- Develop visitor identification and sign in procedures.
- Arrange for staff members to take a First Aid/CPR course.
- All school keys should include the provision for "Do Not Duplicate"
- Review and update the emergency call-in list.

BLUE: General (or "Guarded") Risk of Terrorist Attack

This condition is declared when there is a general risk of terrorist attacks. All general measures listed in

green alert conditions should be taken, and the following general measures should be considered, in addition to any specific plans that are developed and implemented:

- Communicate the change in threat level to all staff members.
- Check and test emergency communications, coordinate with all school sites and staff.
- Review and update emergency response procedures.
- Provide parents or guardians with any information that would strengthen a school's ability to respond to a terrorist threat.
- Mark keys with "Do Not Duplicate". (See Condition Green)
- Conduct routine perimeter checks of site, checking integrity of fencing, locks, and ensuring appropriate security signage is in place.
- Review and update emergency call-in list.
- Review current emergency communication plan to notify parents in times of emergency; disseminate information to families of students, staff, and faculty.

YELLOW: Significant ("Elevated") Risk of Terrorist Attack

An elevated condition is declared when there is a significant risk of terrorist attacks. All general measures listed in green and blue alert conditions should be taken, and the following measures should be considered, in addition to any specific plans that are developed and implemented:

- Communicate the change in threat level to all staff members.
- Review whether the characteristics of the threat require refinement of any current emergency plans.
- Implement, as appropriate, contingency emergency response plans.
- Identify and monitor government sources for warnings.
- Review mail handling, and delivery of packages procedure with staff.
- Consider escorts for building visitors.
- Check site for potential hazards such as unattended packages, unauthorized vehicles, or perimeter violations.
- Increase perimeter checks of site, check buildings for unattended packages, and report any suspicious activity or circumstances to law

enforcement immediately.

ORANGE: High Risk of Terrorist Attack

A high condition is declared when there is a high risk of terrorist attacks. All general measures listed in green, blue, and yellow alert conditions should be taken, and the following measures should be considered, in addition to any specific plans that are developed and implemented:

- Communicate the change in threat level to all staff members.
- Identify the need for any additional security and coordinating efforts, if necessary, with your local emergency manager.
- Be alert to parent, staff, student concerns to determine when/how to communicate (communication should focus on reassurance that school is a safe place).
- Evaluate school events and take additional precautions, if necessary.
- Consider assigning mental health counselors for students, staff and faculty, if needed.
- Discuss student's fears concerning possible terrorist attacks and offer available resources.
- Consider reducing site ingress and egress points to an absolute minimum.
- Refuse access to people who do not have identification or a legitimate need to enter the site.
- Inspect all deliveries; restrict parking near buildings, and report suspicious vehicles to local law enforcement.
- Consider parking controls or special restrictions at all sites.

Reminder – schools have existing safety plans, practice their safety procedures and have an outstanding ongoing working relationship with law enforcement and excellent communication networks.

RED: Severe Risk of Terrorist Attack

A Severe Condition reflects a severe risk of terrorist attacks. Under most circumstances, the protective measures for a severe condition are not intended to be sustained for substantial periods of time. The Santa Barbara County Emergency Operations Center, located at 105 E. Anapamu Street, Suite 3, will be occupied initially during the first 24 hours of a RED threat level (continued operation will be determined on an as-need basis).

The Santa Barbara County Office of Education will provide staff at the Santa Barbara County Office of Emergency Operations Center to serve as a communication link and information clearinghouse to all districts in the county. Information will be disseminated as warranted to identified school emergency managers in the district. All general measures listed in green, blue, yellow, and orange alert conditions should be taken, and the following measures should be considered, in addition to any specific plans that are developed and implemented:

- Make contact with your day-to-day local emergency manager or assigned contact to ensure a reliable line of communication during the red level.
- Test communication lines - including e-mail link or telephone lines.
- Make sure cellular phone is charged and ready along with adequate batteries for radios, pagers, etc.
- Communicate the change in threat level to all staff members.
- Monitor e-mails and telephone calls from the EOC for updates during crisis.
- Gather and provide related information to students, staff and parents.
- Review communication guidelines under orange threat level
- Assess the threat condition on a regular basis and

evaluate whether any further protective measures are needed.

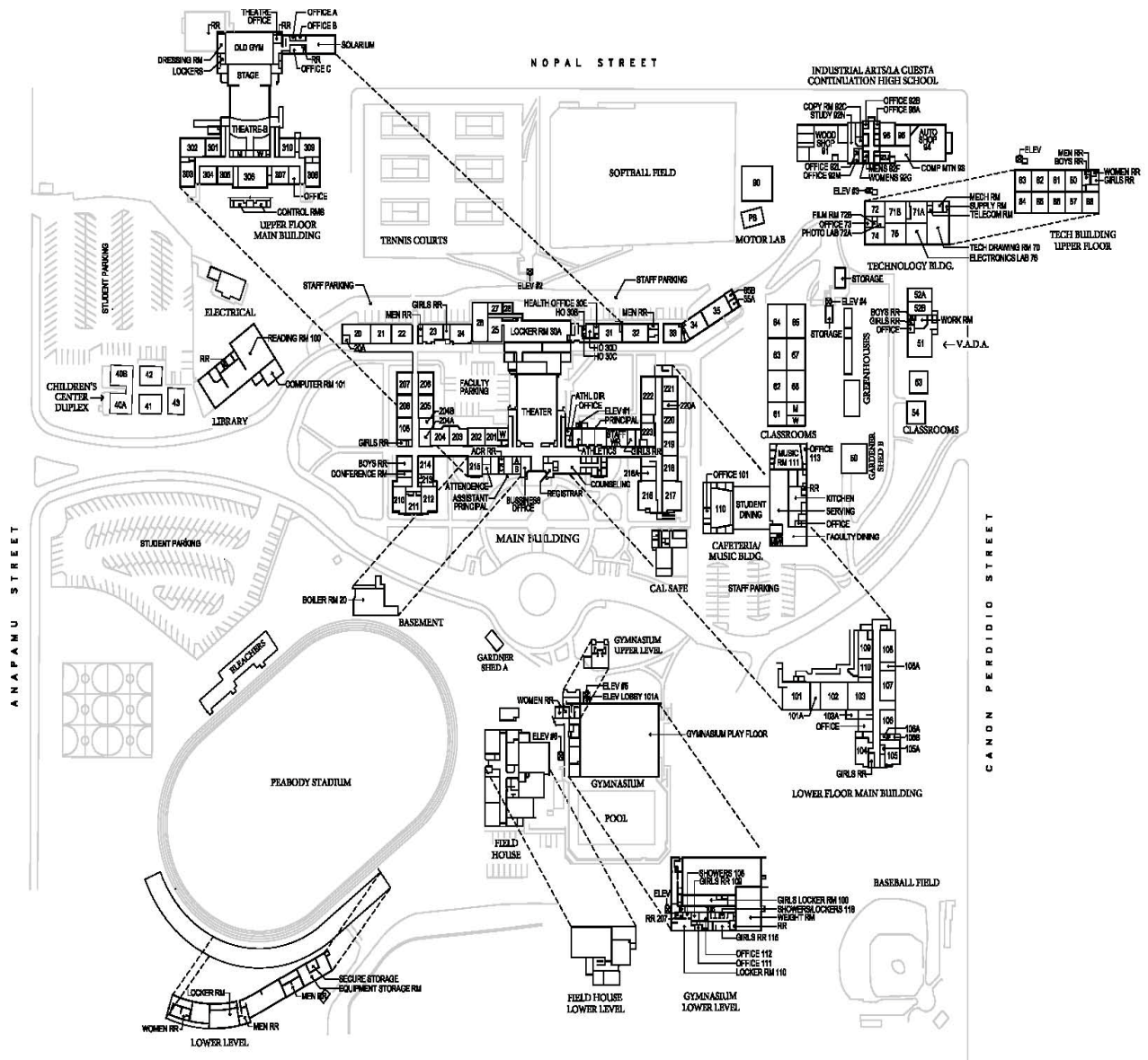
- Consider canceling special events.
- Consider closing campuses, if necessary.
- Maintain close contact with your local emergency manager.
- Monitor all deliveries and mail to your buildings.
- Provide security for parking lots; deploy personnel to observe and report to law enforcement.
- Be prepared to evacuate, lockdown, or shelter-in-place if ordered.
- Ensure mental health counselors are available for students, staff and faculty.

Santa Barbara Unified School Districts Dress Code Policy

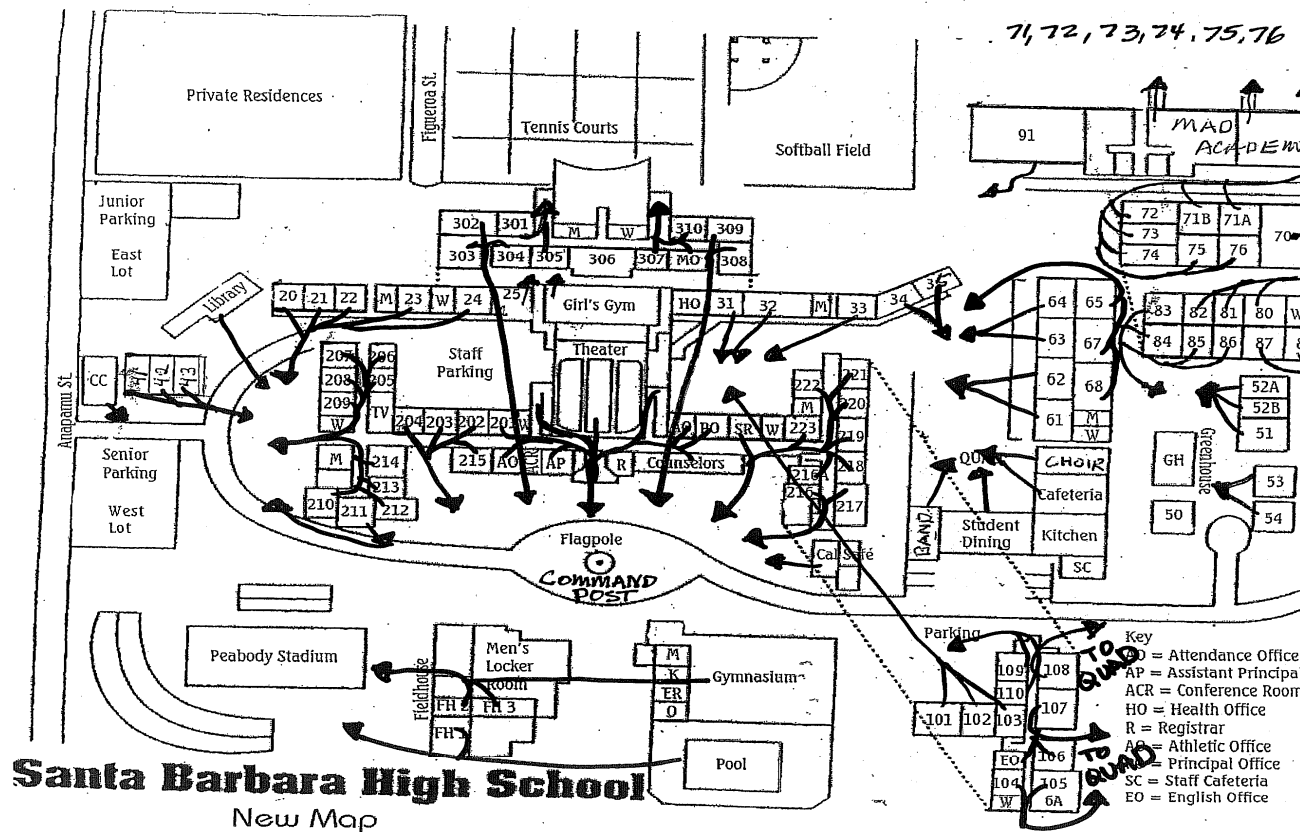
General

Appropriate dress is necessary for the healthy, safe, and undisrupted operation of school and classes. Student attire should be neat and clean. **School Board Policies 5132 and 5136** prohibit the wearing of clothing and/or adornment that advertises alcoholic beverages, tobacco products, controlled substances, or gang activity. Such use can be potentially life threatening and is prohibited on school grounds and at school activities on/off campus. (See appendices K and L).

Santa Barbara High School Campus Map



Emergency evacuation, ingress, and egress routes are posted in every classroom. For security purposes, they are not provided here. Copies of actual routes are secured by the district office and school sites.



SANTA BARBARA HIGH SCHOOL EVACUATION ROUTE MAP APPENDIX

Selected Attachments Follow

Note: All change notes, adopted dates, legal references, and LEA information regarding these documents are available on the Santa Barbara Unified School Districts' Website:

<http://www.sbsdk12.org/board/policies/index.shtml>

Appendix A: Disciplinary Guidelines- Exhibit 5144



Disciplinary Guidelines

Exhibit: SANTA BARBARA UNIFIED SCHOOL DISTRICT
Version: December 14, 2010 Santa Barbara, California

Discipline – Exhibit 5144

Page 1 of 6

EDUCATION CODE 48908 - DUTIES OF PUPILS

All pupils shall comply with the regulations, pursue the required course of study, and submit to the authority of the teachers of the schools.

DISCIPLINE GUIDELINES

A student may be disciplined, suspended or expelled for any of the acts listed below if the act occurs while on school grounds, while going to or coming from school, during the lunch period (on or off campus), or during, going to, or coming from any school-sponsored activity at any school or on any school district's grounds. Education Code 48900(r).

(References in the "Offense" column below: EC is Education Code; SBSD BP is Santa Barbara Unified School District Board Policy.)

	OFFENSE	1 ST OFFENSE	2 ND OFFENSE	ADDITIONAL OFFENSES
1	Assault and/or battery on a school employee [EC 48915 A(5), SBSD BP 5131 and SBSD BP 5144.1]	Due to the potential seriousness of this offense, an infraction of this rule will result in 5 days suspension, and recommendation for expulsion. Law enforcement notification.	None permitted.	None permitted.
2	Offering or selling a controlled substance or alcoholic beverage or intoxicant [EC 48915(c2), EC48900D, SBSD BP 5131.6, SBSD BP 5131 and SBSD BP 5144.1]	Due to the potential seriousness of this offense, and the requirements of the CA Ed Code 48900/48915, this will result in 5 days suspension and recommendation for expulsion. Law enforcement notification.	None permitted.	None permitted.
3	Brandishing a knife or explosive or possession of any firearm [EC 48915C, SBSD BP 5131 and SBSD BP5144.1]	Due to the potential seriousness of this offense and the requirements of CA Ed Code 48915, this will result in 5 days suspension, and a recommendation for expulsion. Fire marshall and/or law enforcement notification.	None permitted.	None permitted.
4	Sexual assault, committing or attempting to commit sexual assault or committing sexual battery [EC 48915 (c)(4), SBSD BP 5131, and SBSD BP 5144.1]	Due to the potential seriousness of this offense and the requirements of CA Ed Code 48915, this will result in 5 days suspension, and a recommendation for expulsion. Fire marshall and/or law enforcement notification.	None permitted.	None permitted.
5	Possession of a knife or other dangerous object at school or school activity [EC 48900B, SBSD BP 51317 and SBSD BP 5144.1]	5 days suspension recommendation for expulsion unless a written report explaining the circumstances is provided to the governing board. Fire marshall and/or law enforcement notification.	5 days suspension and recommendation for expulsion.	None permitted.

	OFFENSE	1 ST OFFENSE	2 ND OFFENSE	ADDITIONAL OFFENSES
6	Willfully causing serious injury to another person, except in self defense [EC 48915 A(1), EC 48900 A(1) EC 48900 A(2), SBSD BP 5131 and SBSD BP 5144.1]	Due to the potential seriousness of this offense and the requirements of the CA Ed Code 48900/48915, this will result in 5 days suspension and recommendation for expulsion (48915 only). Law enforcement notification.	5 days suspension and recommendation for expulsion.	None permitted.
7	Possession, under the influence and/or use of any controlled substance, alcoholic beverage or intoxicant [EC 48900C, SBSD BP 5131, SBSD BP 5144.1and SBSD BP 5131.6]	5 days suspension, parent-student conference, mandatory counseling referral to SUPER program and/or Teen Court services to be completed within 45 school days. Law enforcement notification.	5 days suspension, parent-student conference, and referral to Daniel Bryant Youth & Family Center which will include a clinical alcohol/drug assessment and a six-week Parent Program [voluntary for parents]] with the following treatment options to be determined by the Center based on the individual's needs: 1) Alcohol and drug awareness groups with drug testing; 2) 30-day Cannabis Youth Treatment (A brief intervention program for early use of marijuana); 3) six months Moderate Treatment (for more acute use of alcohol or drugs); or 4) one year Intensive Treatment (for chronically involved in alcohol and drug use). The principal or superintendent may recommend the pupil for expulsion or an involuntary transfer based on a case-by-case analysis of the pupil's individual circumstances including whether the pupil has complied with the district's discipline policy requirements for the first time offense.	5 days suspension, parent-student conference, law enforcement notification, and recommendation for expulsion.
8	Aids or abets the infliction or attempted infliction of physical injury to another person [EC48900T, SBSD BP 5131 and SBSD BP 5144.1]	5 days suspension, parent conference, Teen Court services, possible law enforcement notification.	5 days suspension, Law enforcement notification, recommendation for expulsion.	None permitted.

	OFFENSE	1ST OFFENSE	2ND OFFENSE	ADDITIONAL OFFENSES
9	Robbery and/or extortion [EC 48915 a(4) and EC 48900E, SBSD BP 5131 and SBSD BP 5144.1]	Due to the potential seriousness of this offense, and the requirements of the CA Ed Code 48900/48915, this will result in 5 days suspension and recommendation for expulsion (48915 only). Law enforcement notification.	5 days suspension and recommendation for expulsion.	None permitted.
10	Terroristic Threats [EC 48900.7, SBSD BP 5131 and SBSD BP 5144.1]	Up to 5 days suspension and/or possible recommendation for expulsion and Law enforcement notification.	5 days suspension and recommendation for expulsion.	None permitted.
11	Fire setting [EC 48915 a(2), EC 48900 b and c, SBSD BP 5131 and SBSD BP 5144.1]	Up to 5 days suspension, parent conference, Teen Court services, Fire Marshall and law enforcement notification, and possible recommendation for expulsion.	5 days suspension, fire Marshall and law enforcement notification, and recommendation for expulsion.	None permitted.
12	Hate crime or violence [EC 48900.3, SBSD BP 5145.3, SBSD BP 5131, SBSD BP 5138 and SBSD BP 5144.1]	Up to 5 days suspension, parent conference, referral to counseling or Teen Court, law enforcement notification. Possible recommendation for expulsion.	5 days suspension, parent and law enforcement notification, recommendation for expulsion.	None permitted.
13	Obscene acts, habitual profanity or vulgarity [EC 48900i, SBSD BP 5131 and SBSD BP 5144.1]	Alternative means of correction and/or up to 5 days suspension, Teen Court services, and parent conference.	Up to 5 days suspension, Teen Court services, and parent conference.	Up to 5 days suspension.
14	Possession, sale and/or trade of drug paraphernalia [EC 48900J, SBSD BP 5131, SBSD BP 5131.6 and SBSD BP 5144.1]	Up to 5 days suspension, parent conference, and/or Teen Court services; mandatory counseling (SUPER program). Law enforcement notification.	5 days suspension and possible recommendation for expulsion. Law enforcement notification.	5 days suspension and recommendation for expulsion. Law enforcement notification.
15	Theft, attempted theft, or possession of stolen school or personal property [EC 48900G, EC 48900L, SBSD BP 5131 and SBSD BP 5144.1]	Up to 5 days suspension, restitution, parent conference, and Teen Court services. Possible law enforcement notification and possible recommendation for expulsion.	Up to 5 days suspension, Law enforcement notification and possible recommendation for expulsion.	5 days suspension and possible recommendation for expulsion. Law enforcement notification.
16	Vandalism/destruction of school or private property [EC 48900F, SBSD BP 5131 and SBSD BP 5144.1]	Alternative means of correction and/or up to 5 days suspension, Teen Court services, and parent conference. Law enforcement notification and possible recommendation for expulsion.	Up to 5 days suspension, law enforcement notification and possible recommendation for expulsion.	Up to 5 days suspension, law enforcement notification and possible recommendation for expulsion.

	OFFENSE	1ST OFFENSE	2ND OFFENSE	ADDITIONAL OFFENSES
17	Possession or use of tobacco [EC 48900H, SBSD BP 5131 and SBSD BP 5144.1]	Alternative means of correction and/or up to 5 days suspension, parent conference, and Teen Court services.	Up to 5 days suspension and parent conference.	Up to 5 days suspension and parent conference.
18	Harassment, threats or intimidation, including via electronic transmissions [EC 48900.4, SBSD BP 5145.3, SBSD BP 5131 and SBSD BP 5144.1]	Alternative means of correction and/or up to 5 days suspension, Teen Court services, and parent notification and possible law enforcement notification.	Up to 5 days suspension, parent conference, Teen Court services. Possible law enforcement notification.	Up to 5 days suspension, law enforcement notification and recommendation for expulsion.
19	Bias-related incident (racial, ethnic, religious, sexual orientation, etc.) or hazing, degrading (slurs) and disgracing any person attending the school [EC 48900Q and EC 48900K, SBSD BP 5145.3, SBSD BP 5131 and SBSD BP 5144.1]	Alternative means of correction and/or up to 5 days suspension and possible recommendation for expulsion. Teen Court services, parent conference, and possible law enforcement notification.	Up to 5 days suspension, parent conference, Teen Court services, and possible recommendation for expulsion. Law enforcement notification.	Up to 5 days suspension and possible recommendation for expulsion.
20	Willful disobedience/defiance and/or disrupting school activities [EC 48900K, SBSD BP 5131 and SBSD BP 5144.1]	Alternative means of correction and/or up to 5 days suspension, parent conference, and possible Teen Court services.	Up to 5 days suspension, parent conference, Teen Court services.	Up to 5 days suspension and parent conference.
21	Sexual harassment [EC 48900.2, SBSD BP 5145.3, SBSD BP 5145.7, SBSD BP 5131 and SBSD BP 5144.1]	Up to 5 days suspension, parent notification, referral to counseling or Teen Court services, possible law enforcement notification.	Up to 5 days suspension, parent conference, Teen Court services. Law enforcement notification.	5 days suspension, parent notification, and recommendation for expulsion. Law enforcement notification.
22	Sale of any look alike substance representing drugs or alcohol [EC 48900D, SBSD BP 5131 and SBSD BP 5144.1]	Up to 5 days suspension and parent conference. Referral to Teen Court services.	Up to 5 days suspension and possible recommendation for expulsion.	5 days suspension and recommendation for expulsion.
23	Possession of unauthorized articles (i.e., pornographic material, chains, or misuse of electronic devices) [EC 48901.5 and EC48900K, SBSD BP 5131 and SBSD BP 5144.1]	Parent notification; item confiscated until parent retrieval at conference. (Cell phones, electronic devices referred to site administration after school.)	Parent notification; item confiscated-to be returned to parent only, alternative means of correction, Teen Court services.	Up to 5 days suspension and/or parent conference or Teen Court services.
24	Use of physical force upon another person [EC 48900 a(1), SBSD BP 5131 and SBSD BP 5144.1]	Up to 5 days suspension, parent conference, Teen Court services, and possible law enforcement office notification.	Up to 5 days suspension and parent conference. Law enforcement notification.	5 days suspension and recommendation for expulsion. Law enforcement notification.
25	Falsification and/or forging or altering school correspondence, passes or absence re-admits [EC48900K, SBSD BP 5131 and SBSD BP 5144.1]	Up to 5 days suspension and/or alternative means of correction, parent conference, and Teen Court services.	Up to 5 days suspension, parent conference, Teen Court services.	Up to 5 days suspension and parent conference.

	OFFENSE	1ST OFFENSE	2ND OFFENSE	ADDITIONAL OFFENSES
26	Upbraiding, insulting, or abusing teachers or other school personnel [EC 48900K, SBSD BP 5131 and SBSD BP 5144]	Up to 5 days suspension, possible removal from class and/or alternative means of correction, parent conference, and Teen Court services.	Up to 5 days suspension, parent conference and/or possible removal from class. Teen Court services or a possible recommendation for involuntary transfer or expulsion.	Recommendation for involuntary transfer or possible recommendation for expulsion.
27	On any other campus without permission [EC48900K, SBSD BP 5131 and SBSD BP 5144.1]	Up to 5 days suspension and/or alternative means of correction, parent conference, and Teen Court services.	Up to 5 days suspension and parent conference.	Up to 5 days suspension and parent conference.
28	Academic integrity (e.g., cheating/plagiarism) [EC48900(k) and SBSD BP5131]	Failing grade on affected assignment, parent contact, and referred to guidance counselor. Depending on the seriousness of the offense, there may be law enforcement notification and/or recommendation for involuntary transfer.	Second offense within 12 months will result in failed grade in most recent affected class (contributes to GPA), parent contact, mandatory guidance counselor conference, and/or suspension up to 5 days. Depending on the seriousness of the offense, there may be law enforcement notification and/or recommendation for involuntary transfer or expulsion.	All subsequent incidents result in failure in affected class, parent contact, and/or suspension up to 5 days. Depending on the seriousness of the offense, there may be law enforcement notification and/or recommendation for involuntary transfer or expulsion.
29	Misuse of computers and/or the Internet (see computer "Acceptable Use Policy" in Appendices) [EC48900K, SBSD BP 5131 and SBSD BP 5144.1]	Up to 5 days suspension and/or alternative means of correction, loss of access for specified time. Possible recommendation for expulsion.	Up to 5 days suspension, parent conference and loss of access to school computers for a specified time. Teen Court services. Possible recommendation for expulsion.	Up to 5 days suspension, parent conference and loss of access to school computers for the rest of the school year. Possible recommendation for expulsion.
30	Possession of an imitation firearm) [Education Code 48900M, Santa Barbara Unified School District Board Policy 5131 and Board Policy 5144.1]	Up to 5 days suspension and/or alternative means of correction, possible recommendation for expulsion. Law enforcement notification.	Up to 5 days suspension, parent conference, and/or Teen Court services. Possible recommendation for expulsion. Law enforcement notification.	Up to 5 days suspension, and parent conference. Possible recommendation for expulsion. Law enforcement notification.

Note:

1. With the exception of the use of personal electronic devices for academic purposes as directed by school staff members, such devices must be turned off from the first bell until dismissal (end of school day). The administration is not responsible for the loss or theft of personal items.
2. Education Code 48903 provides for the recommendation for expulsion or involuntary transfer to another school site any student who has accumulated 20 days of suspension (or 30 days if already transferred to another school for adjustment purposes).
3. Education Code 48900S provides that these disciplinary guidelines apply to students on any school campus (in or out of district) and that a pupil may be suspended or expelled for acts that are enumerated in this section and related to school activity or attendance that occur at any time, including, but not limited to, any of the following: (1) while on school grounds, (2) while going to or coming from school, (3) during the lunch period whether on or off the campus, (4) during, or while going to or coming from, a school sponsored activity.
4. Board Policy 5145.12 provides general guidance with regards to student searches. In all cases, school officials will not conduct a search absent reasonable suspicion.
5. Misuse of electronic devices (e.g., computers, cell phones, PDAs) can result in additional legal and school consequences. Misuse of electronic devices, regardless of time and place, that disrupt the educational environment will also result in application of these disciplinary rules.
6. All school lockers and all of their contents are subject to search. Students are advised not to share lockers: Unauthorized contents of a locker are presumed to belong to the student assigned to it.

Discipline – Exhibit 5144

Page 6 of 6

Appendix B: Emergencies and Disaster Preparedness Plan- Administrative Regulation 3516

Santa Barbara Unified School District Administrative Regulation AR 3516

Business and Non-Instructional Operations EMERGENCIES AND DISASTER PREPAREDNESS PLAN

Components of the Plan

The Superintendent or designee shall ensure that district and school site plans address, at a minimum, the following types of emergencies and disasters:

1. Fire on or off school grounds which endangers students and staff
2. Earthquake or other natural disasters
3. Environmental hazards
(*cf. 3514.2 - Integrated Pest Management*)
4. Attack or disturbance, or threat of attack or disturbance, by an individual or group
5. Bomb threat or actual detonation
6. Biological, radiological, chemical, and other activities, or heightened warning of such activities
7. Medical emergencies and quarantines, such as a pandemic influenza outbreak
(*cf. 5141.22 - Infectious Diseases*)

The Superintendent or designee shall ensure that the district's procedures include strategies and actions for prevention/mitigation, preparedness, response, and recovery, including, but not limited to, the following:

1. Regular inspection of school facilities and equipment and identification of risks
2. Instruction and practice for students and employees regarding emergency plans, including:
 - a. Training of staff in first aid and cardiopulmonary resuscitation
 - b. Regular practice of emergency procedures by students and staff
3. Specific determination of roles and responsibilities of staff during a disaster or other emergency, including determination of:
 - a. The appropriate chain of command at the district and, if communication between the district and site is not possible, at each site
 - b. Individuals responsible for specific duties
 - c. Designation of the principal for the overall control and supervision of activities at each school during the emergency, including authorization to use his/her discretion in situations which do not permit execution of prearranged plans
 - d. Identification of at least one person at each site who holds a valid certificate in first aid and cardiopulmonary resuscitation
 - e. Assignment of responsibility for identification of injured persons and administration of first aid

4. Personal safety and security, including:
 - a. Identification of areas of responsibility for supervision of students
 - b. Procedures for evacuation of students and staff, including posting of evacuation routes
 - c. Procedures for release of students, including a procedure to release students when reference to the emergency card is not feasible
 - d. Identification of transportation needs, including a plan which allows bus seating capacity limits to be exceeded when a disaster or hazard requires students to be moved immediately to ensure their safety
 - e. Provision of a first aid kit to each classroom
 - f. Arrangements for students and staff with special needs
(*cf. 4032 - Reasonable Accommodation*)
 - g. Upon notification that a pandemic situation exists, adjustment of attendance policies for students and sick leave policies for staff with known or suspected pandemic influenza or other infectious disease
(*cf. 5113 - Absences and Excuses*)
5. Closure of schools, including an analysis of:
 - a. The impact on student learning and methods to ensure continuity of instruction
 - b. How to provide for continuity of operations for essential central office functions, such as payroll and ongoing communication with students and parents/guardians
6. Communication among staff, parents/guardians, the Governing Board, other governmental agencies, and the media during an emergency, including:
 - a. Identification of spokesperson(s)
 - b. Development and testing of communication platforms, such as hotlines, telephone trees, and web sites
 - c. Development of methods to ensure that communications are, to the extent practicable, in a language and format that is easy for parents/guardians to understand
 - d. Distribution of information about district and school site emergency procedures to staff, students, and parents/guardians
7. Cooperation with other state and local agencies, including:
 - a. Development of guidelines for law enforcement involvement and intervention
 - b. Collaboration with the local health department, including development of a tracking system to alert the local health department to a substantial increase of student or staff absenteeism as indicative of a potential outbreak of an infectious disease
8. Steps to be taken after the disaster or emergency, including:
 - a. Inspection of school facilities
 - b. Provision of mental health services for students and staff, as needed

(*cf. 6164.2 - Guidance/Counseling Services*)

Regulation: SANTA BARBARA UNIFIED SCHOOL DISTRICT

Adopted: January 9, 2007 Santa Barbara, California

Revised: June 17, 2008

Appendix C: Alcohol and Other Drugs- Administrative Regulation 5131.6

Santa Barbara Unified School District Administrative Regulation

AR 5131.6

Students

ALCOHOL AND OTHER DRUGS

Instruction

The curriculum of all elementary and secondary schools shall include instruction on the effects upon the human body, as determined by science, of tobacco, alcohol, narcotics, dangerous drugs as defined in Health and Safety Code 11032, and other dangerous substances. Instruction shall be sequential in nature and suited to meet the needs of students at their respective grade level. (Education Code 51203, 51260)
(cf. 5131.62 - Tobacco)

In grades 1-6, instruction in alcohol and drug education should be given in health courses required by Education Code 51210. (Education Code 51260)

In grades 7-12, instruction in alcohol and drug education shall be conducted in health courses and in any other appropriate area of study required by Education Code 51220. (Education Code 51260)
(cf. 6142.8 - Comprehensive Health Education)

Secondary school instruction shall also include a study of the effects of alcohol and other drugs upon prenatal development. (Education Code 51203)
(cf. 6143 - Courses of Study)

Instruction shall be provided by appropriately trained instructors who have demonstrated competencies, as determined by the principal or designee, in the following areas: (Education Code 51260)

1. The ability to interact with students in a positive way
2. Knowledge of the properties and effects of tobacco, alcohol, narcotics, dangerous drugs, and shared drug apparatus
3. Effective teaching skills and competency in helping students to express opinions responsibly and to become aware of their values as they affect drug-use decisions

Intervention

District staff shall intervene whenever students use alcohol or other illegal drugs while on school property or under school jurisdiction. Staff members who have a reasonable suspicion that a student may be under the influence of alcohol or drugs shall immediately notify the principal or designee. If the principal or designee, in his/her professional capacity or in the course of his/her employment, knows, observes or suspects that a student may be under the influence of alcohol or drugs, he/she may notify the parent/guardian. (Education Code 44049)

School staff shall not disclose confidential information provided during counseling by a student 12 years of age or older. A school counselor may report such information to the principal or parent/guardian only when he/she believes that disclosure is necessary to avert a clear and present danger to the health, safety or welfare of the student or other persons living in the school community. The school counselor shall not disclose such information to the parent/guardian if he/she believes that the disclosure would result in a clear and present danger to the student's health, safety or welfare. (Education Code 44049, 49602)

(cf. 5022 - Student and Family Privacy Rights)

(cf. 5141 - Health Care and Emergencies)

(cf. 6164.2 - Guidance/Counseling Services)

Regulation: SANTA BARBARA UNIFIED SCHOOL DISTRICT

Adopted: February 10, 2009 Santa Barbara, California

Appendix D: Tobacco- Administrative Regulation 5131.62

Santa Barbara Unified School District Administrative Regulation

AR 5131.62

Students

TOBACCO

Tobacco-Use Prevention Education Program

The district's tobacco-use prevention program shall provide students in grades 6-12 instruction which addresses the following topics: (Health and Safety Code 104420)

1. Immediate and long-term undesirable physiologic, cosmetic, and social consequences of tobacco use
2. Reasons that adolescents say they smoke or use tobacco
3. Peer norms and social influences that promote tobacco use
4. Refusal skills for resisting social influences that promote tobacco use

(cf. 5131.6 - Alcohol and Other Drugs)

(cf. 6142.8 - Comprehensive Health Education)

(cf. 6143 - Courses of Study)

As appropriate, the district shall provide or refer students in grades 7-12 to tobacco-use intervention and cessation activities. (Health and Safety Code 104420)

(cf. 1020 - Youth Services)

(cf. 5141.6 - School Health Services)

(cf. 6164.2 - Guidance/Counseling Services)

These services shall be directed toward current users and shall be voluntary for students who desire assistance in ceasing the use of tobacco. In addition to targeting students who currently use tobacco, the district's program shall target students most at risk for beginning to use tobacco as identified through a local needs assessment. The district shall provide or refer every pregnant and parenting minor enrolled in the district to tobacco use prevention services. Such services may be integrated with existing programs for pregnant and parenting minors and shall include: (Health and Safety Code 104460)

1. Referral to prenatal and related support services
2. Outreach services and assessment of smoking status
3. Individualized counseling and advocacy services
4. Motivational messages
5. Cessation services, if appropriate
6. Incentives to maintain a healthy lifestyle
7. Follow-up assessment
8. Maintenance and relapse prevention services

(cf. 5146 - Married/Pregnant/Parenting Students)

Regulation: SANTA BARBARA UNIFIED SCHOOL DISTRICT

Approved: February 10, 2009 Santa Barbara, California

Revised: April 27, 2010

Appendix E: Weapons and Dangerous Instruments- Administrative Regulation 5131.7

Santa Barbara Unified School District Administrative Regulation

Students AR 5131.7

WEAPONS AND DANGEROUS INSTRUMENTS

Prohibited weapons and dangerous instruments include, but are not limited to: (Education Code 48915, 49330; Penal Code 626.10, 16100-17350, 30310)

1. Firearms: pistols, revolvers, shotguns, rifles, "zip guns," "stun guns," tasers, and any other device capable of propelling a projectile by the force of an explosion or other form of combustion
2. Ammunition or reloaded ammunition
3. Knives, razor blades, and box cutters: any dirks, daggers, ice picks, or other weapons with a fixed, sharpened blade fitted primarily for stabbing, weapons with a blade fitted primarily for stabbing, weapons with a blade longer than 2-1/2 inches, folding knives with a blade that locks into place, and razors with an unguarded blade
4. Explosive and/or incendiary devices: pipe bombs, time bombs, cap guns, containers of inflammable fluids, and other hazardous devices
5. Any instrument that expels a metallic projectile, such as a BB or a pellet, through the force of air pressure, carbon dioxide pressure, or spring action, or any spot marker gun
6. Any other dangerous device, instrument, or weapon, including those defined in Penal Code 12020, including a blackjack, slingshot, billy, nunchaku, sandclub, sandbag, metal knuckles, or any metal plate with three or more radiating points with one or more sharp edges designed for use as a weapon
7. Any imitation firearm, defined as a replica of a firearm that is so substantially similar in physical properties to an existing firearm as to lead a reasonable person to conclude that the replica is a firearm

Any employee may take any weapon or dangerous instrument from the personal possession of a student while the student is on school premises or under the authority of the district. (Education Code 49331, 49332)

(cf. 5145.12 - Search and Seizure)

In determining whether to take possession of the weapon or dangerous instrument, the employee shall use his/her own judgment as to the dangerousness of the situation and, based upon this analysis, shall take one of the following actions:

1. Confiscate the object and deliver it to the principal immediately
2. Immediately notify the principal, who shall take appropriate action
3. Immediately notify the local law enforcement agency and the principal

(cf. 0450 - Comprehensive Safety Plan)

(cf. 3515.3 - District/Police Security Department)

(cf. 4158/4258/4358 - Employee Security)

When informing the principal about the possession of a weapon or dangerous instrument, the employee shall report the name(s) of persons involved, witnesses, location, and the circumstances of the possession.

**Weapons and Dangerous Instruments – Administrative Regulation 5131.7 Page 1 of 2 Weapons
and Dangerous Instruments – Administrative Regulation 5131.7 Page 2 of 2**

The principal shall report any possession of a weapon or dangerous instrument to the student's parents/guardians by telephone or in person, and shall follow this notification with a letter.

The employee shall retain possession of the instrument until the risk of its use as a weapon has dissipated or, upon the request of the student's parent/guardian, until the parent/guardian appears and personally takes possession. (Education Code 49331, 49332)

SANTA BARBARA UNIFIED SCHOOL DISTRICT

Santa Barbara, California February 10, 2009; August 31, 2010; April 24, 2012

Appendix F: Gangs- Administrative Regulation 5136

Santa Barbara Unified School District Administrative Regulation

AR 5136

Students

GANGS

Prevention and Intervention Measures

In order to discourage the influence of gangs, school staff shall take the following measures:

1. Any student displaying behavior, gestures, apparel (as specified in the Santa Barbara Unified School District's Dress Code Policy, Exhibit 5144,) or paraphernalia indicative of gang affiliation shall be referred to the principal or designee.

a. The student's parent/guardian shall be contacted and may be asked to meet with school staff.

b. The student may be sent home to change clothes if necessary.

(cf. 5132 - Dress and Grooming)

2. Staff members (i.e., school administrators, campus safety assistants, the pupil's counselor and teachers) shall be provided with the names of known gang members.

3. Students who seek help in rejecting gang associations may be referred to the school's gang intervention specialists and/or community-based gang suppression and prevention organizations.

(cf. 1020 - Youth Services)

4. Any gang graffiti on school premises shall be removed, washed down or painted over as soon as discovered.

a. Daily checks for graffiti shall be made throughout the campus.

b. Graffiti shall be photographed before it is removed. These photographs shall be shared with local law enforcement authorities and used in future disciplinary or criminal action against the offenders.

(cf. 3515 - Campus Security)

(cf. 5131.5 - Vandalism, Theft and Graffiti)

5. Classroom and after-school programs at each school shall be designed to develop a comprehensive understanding of the nature of youth violence including an understanding of those factors that build resiliency and potentially protect youth from engaging in violence and risk factors that contribute to engaging in violent behavior, enhance individual self-esteem, provide positive reinforcement for acceptable behavior, and foster interest in a variety of constructive activities. These programs shall also:

a. Explain the dangers of gang membership

b. Provide counseling for at-risk students

c. Teach students those behaviors or characteristics that affect a pupil's risk of, or resistance to potentially engaging in violent behavior.

d. Include lessons or role-playing workshops in gang avoidance skills and nonviolent conflict

resolution, including communication skills, anger management, ethnic/cultural tolerance, and mediation skills

e. Provide opportunities for career technical education

f. Provide positive interaction with local law enforcement staff

(cf. 5137 - *Positive School Climate*)

Gang prevention lessons may be taught jointly by teachers, law enforcement staff, and/or representatives from community organizations.

6. Staff shall actively promote participation in authorized student activities and organizations which can provide students companionship, safety, and a sense of purpose and belonging, including:

a. Positive sports and cultural activities and affiliations with the local community

(cf. 6145 - *Extracurricular and Co-curricular Activities*)

(cf. 6145.2 - *Athletic Competition*)

b. Structured, goal-oriented community service projects, such as service learning and community service

(cf. 6142.4 - *Service Learning/Community Service Classes*)

Community Outreach

Gang prevention programs or counseling offered for parents/guardians shall address the following topics:

1. The dangers of gang membership

2. The behaviors or characteristics that affect a pupil's risk of, or resistance to potentially engaging in violent behavior.

3. Warning signs which may indicate that children are at risk of becoming involved with gangs

4. The nature of local gang apparel and graffiti

5. Effective parenting techniques

6. Conflict resolution techniques

Staff will regularly seek feedback and input from parents/guardians who attend district sponsored gang prevention classes or counseling programs to make informed decisions about district gang prevention and intervention programs.

Community programs shall address:

1. The scope and nature of local gang problems

2. Strategies by which each segment of the community may alleviate gang problems

Regulation: SANTA BARBARA UNIFIED SCHOOL DISTRICT

Adopted: February 10, 2009 Santa Barbara, California

Appendix G: Non-Discrimination/Harassment-Administrative Regulation 5145.3

Santa Barbara Unified School District

Board Policy

Students BP 5145.3

NONDISCRIMINATION/HARASSMENT

The Governing Board desires to provide a safe school environment that allows all students equal access and opportunities in the district's academic and other educational support programs, services, and activities. The Board prohibits, at any district school or school activity, unlawful discrimination, harassment, intimidation, and bullying of any student based on the student's actual race, color, ancestry, national origin, ethnic group identification, age, religion, marital or parental status, physical or mental disability, sex, sexual orientation, gender, gender identity, or gender expression; the perception of one or more of such characteristics; or association with a person or group with one or more of these actual or perceived characteristics.

(cf. 0410 - Nondiscrimination in District Programs and Activities)

(cf. 5131 - Conduct)

(cf. 5131.2 - Bullying)

(cf. 5137 - Positive School Climate)

(cf. 5145.9 - Hate-Motivated Behavior)

(cf. 5146 - Married/Pregnant/Parenting Students)

(cf. 6164.6 - Identification and Education Under Section 504)

Prohibited discrimination, harassment, intimidation, or bullying includes physical, verbal, nonverbal, or written conduct based on one of the categories listed above that is so severe and pervasive that it affects a student's ability to participate in or benefit from an educational program or activity; creates an intimidating, threatening, hostile, or offensive educational environment; has the effect of substantially or unreasonably interfering with a student's academic performance; or otherwise adversely affects a student's educational opportunities.

The Board also prohibits any form of retaliation against any student who files a complaint or report regarding an incident of discrimination, harassment, intimidation, or bullying.

The Superintendent or designee shall provide age-appropriate training and information to students, parents/guardians, and employees regarding discrimination, harassment, intimidation, and bullying, including, but not limited to, the district's nondiscrimination policy, what constitutes prohibited behavior, how to report incidents, and to whom such reports should be made.

(cf. 4131 - Staff Development)

(cf. 4231 - Staff Development)

(cf. 4331 - Staff Development)

In providing instruction, guidance, supervision, or other services to district students, employees and volunteers shall carefully guard against segregating or stereotyping students.

(cf. 1240 - Volunteer Assistance)

(cf. 6145 - Extracurricular and Cocurricular Activities)

(cf. 6145.2 - Athletic Competition)

(cf. 6164.2 - Guidance/Counseling Services)

Nondiscrimination/Harassment – Board Policy 5145.3 Page 1 of 4

The principal or designee shall develop a plan to provide students with appropriate accommodations when necessary for their protection from threatened or potentially harassing or discriminatory behavior. Students who engage in discrimination, harassment, intimidation, bullying, or retaliation in violation of law, Board policy, or administrative regulation shall be subject to appropriate discipline, up to and including counseling, suspension, and/or expulsion. Any employee who permits or engages in prohibited discrimination, harassment, intimidation, bullying, or retaliation shall be subject to disciplinary action, up to and including dismissal.

(cf. 4118 - Suspension/Disciplinary Action)

(cf. 4119.21/4219.21/4319.21- Professional Standards)

(cf. 4218 - Dismissal/Suspension/Disciplinary Action)

(cf. 5131 - Conduct)

(cf. 5144 - Discipline)

(cf. 5144.1 - Suspension and Expulsion/Due Process)

(cf. 5144.2 - Suspension and Expulsion/Due Process (Students with Disabilities))

(cf. 5145.2 - Freedom of Speech/Expression)

Grievance Procedures

The following position is designated Coordinator for Nondiscrimination to handle complaints regarding discrimination, harassment, intimidation, or bullying, and to answer inquiries regarding the district's nondiscrimination policies:

Director of Student Services

Santa Barbara Unified School District

720 Santa Barbara Street

Santa Barbara, CA 93101

(805) 963-4338

(cf. 1312.1 - Complaints Concerning District Employees)

(cf. 1312.3 - Uniform Complaint Procedures)

Any student who feels that he/she has been subjected to discrimination, harassment, intimidation, or bullying should immediately contact the Coordinator, the principal, or any other staff member. Information gathered at the site level will immediately be submitted to the Coordinator. In addition, any student who observes any such incident should report the incident to the Coordinator or principal, whether or not the victim files a complaint.

Any school employee who observes an incident of discrimination, harassment, intimidation, or bullying shall report the incident to the Coordinator or principal, whether or not the victim files a complaint.

In addition, the employee shall immediately intervene when safe to do so. (Education Code 234.1)

Upon receiving a complaint of discrimination, harassment, intimidation, or bullying, the Coordinator shall immediately investigate the complaint in accordance with the site-level grievance procedures specified in AR 5145.7 - Sexual Harassment. This procedure includes initiating an impartial investigation of an allegation of harassment within five school days of receiving notice of the behavior, regardless of whether a formal complaint has been filed.

(cf. 5145.7 - Sexual Harassment)

Nondiscrimination/Harassment – Board Policy 5145.3 Page 2 of 4

Within 30 days of receiving the district's report, the complainant may appeal to the Board if he/she disagrees with the resolution of the complaint. The Board shall make a decision at its next regular meeting and its decision shall be final.

The Superintendent or designee shall ensure that the student handbook clearly describes the district's nondiscrimination policy, procedures for filing a complaint regarding discrimination, harassment, intimidation, or bullying, and the resources that are available to students who feel that they have been the victim of any such behavior. The district's policy shall also be posted on the district web site or any other location that is easily accessible to students.

(cf. 1113 - District and School Web Sites)

(cf. 1114 - District-Sponsored Social Media)

(cf. 6163.4 - Student Use of Technology)

When required pursuant to Education Code 48985, complaint forms shall be translated into the student's primary language.

Legal Reference:

EDUCATION CODE

200-262.4 Prohibition of discrimination

48900.3 Suspension or expulsion for act of hate violence

48900.4 Suspension or expulsion for threats or harassment

48904 Liability of parent/guardian for willful student misconduct

48907 Student exercise of free expression

48950 Freedom of speech

48985 Translation of notices

49020-49023 Athletic programs

51500 Prohibited instruction or activity

51501 Prohibited means of instruction

60044 Prohibited instructional materials

CIVIL CODE

1714.1 Liability of parents/guardians for willful misconduct of minor

PENAL CODE

422.55 Definition of hate crime

422.6 Crimes, harassment

CODE OF REGULATIONS, TITLE 5

4600-4687 Uniform Complaint Procedures

4900-4965 Nondiscrimination in elementary and secondary education programs

UNITED STATES CODE, TITLE 20

1681-1688 Title IX of the Education Amendments of 1972

UNITED STATES CODE, TITLE 42

2000d-2000e-17 Title VI and Title VII Civil Rights Act of 1964, as amended

2000h-2-2000h-6 Title IX of the Civil Rights Act of 1964

CODE OF FEDERAL REGULATIONS, TITLE 34

100.3 Prohibition of discrimination on basis of race, color or national origin

104.7 Designation of responsible employee for Section 504

106.8 Designation of responsible employee for Title IX

106.9 Notification of nondiscrimination on basis of sex

COURT DECISIONS

Donovan v. Poway Unified School District, (2008) 167 Cal.App.4th 567

Flores v. Morgan Hill Unified School District, (2003) 324 F.3d 1130

Nondiscrimination/Harassment – Board Policy 5145.3 Page 3 of 4 Nondiscrimination/Harassment – Board Policy 5145.3 Page 4 of 4

Management Resources:

CSBA PUBLICATIONS

Safe Schools: Strategies for Governing Boards to Ensure Student Success, 2011

Providing a Safe, Nondiscriminatory School Environment for All Students, Policy Brief, April 2010

CALIFORNIA DEPARTMENT OF EDUCATION LEGAL ADVISORIES

California Student Safety and Violence Prevention - Laws and Regulations, April 2004

FIRST AMENDMENT CENTER PUBLICATIONS

Public Schools and Sexual Orientation: A First Amendment Framework for Finding Common Ground, 2006

NATIONAL SCHOOL BOARDS ASSOCIATION PUBLICATIONS

Dealing with Legal Matters Surrounding Students' Sexual Orientation and Gender Identity, 2004

U.S. DEPARTMENT OF EDUCATION, OFFICE FOR CIVIL RIGHTS PUBLICATIONS

Dear Colleague Letter: Harassment and Bullying, October 2010

Notice of Non-Discrimination, January 1999

WEB SITES

CSBA: <http://www.csba.org>

California Department of Education: <http://www.cde.ca.gov>

California Safe Schools Coalition: <http://www.casafeschools.org>

First Amendment Center: <http://www.firstamendment.org>

National School Boards Association: <http://www.nsba.org>

U.S. Department of Education, Office for Civil Rights: <http://www.ed.gov/about/offices/list/ocr>

SANTA BARBARA UNIFIED SCHOOL DISTRICT

Santa Barbara, California February 10, 2009; August 31, 2010; June 12, 2012

Appendix H: Sexual Harassment- Administrative Regulation 5145.7

Santa Barbara Unified School District Administrative Regulation

Students

AR 5145.7

SEXUAL HARASSMENT

Prohibited sexual harassment includes, but is not limited to, unwelcome sexual advances, unwanted requests for sexual favors, or other unwanted verbal, visual, or physical conduct of a sexual nature made against another person of the same or opposite sex in the educational setting, when made on the basis of sex and under any of the following conditions: (Education Code 212.5; 5 CCR 4916)

1. Submission to the conduct is explicitly or implicitly made a term or condition of a student's academic status or progress.
2. Submission to or rejection of the conduct by a student is used as the basis for academic decisions affecting the student.
3. The conduct has the purpose or effect of having a negative impact on the student's academic performance or of creating an intimidating, hostile, or offensive educational environment.
4. Submission to or rejection of the conduct by the student is used as the basis for any decision affecting the student regarding benefits and services, honors, programs, or activities available at or through any district program or activity.

(cf. 5131 - Conduct)

(cf. 5131.2 - Bullying)

(cf. 5137 - Positive School Climate)

(cf. 5145.3 - Nondiscrimination/Harassment)

(cf. 6142.1 - Sexual Health and HIV/AIDS Prevention Instruction)

Examples of types of conduct which are prohibited in the district and which may constitute sexual harassment include, but are not limited to:

1. Unwelcome leering, sexual flirtations, or propositions
2. Unwelcome sexual slurs, epithets, threats, verbal abuse, derogatory comments, or sexually degrading descriptions
3. Graphic verbal comments about an individual's body or overly personal conversation
4. Sexual jokes, derogatory posters, notes, stories, cartoons, drawings, pictures, obscene gestures, or computer-generated images of a sexual nature
5. Spreading sexual rumors
6. Teasing or sexual remarks about students enrolled in a predominantly single-sex class
7. Massaging, grabbing, fondling, stroking, or brushing the body
8. Touching an individual's body or clothes in a sexual way
9. Impeding or blocking movements or any physical interference with school activities when directed at an individual on the basis of sex
10. Displaying sexually suggestive objects
11. Sexual assault, sexual battery, or sexual coercion

School-Level Complaint Process/Grievance Procedure

Complaints of sexual harassment, or any behavior prohibited by the district's Nondiscrimination/Harassment policy - BP 5145.3, shall be handled in accordance with the following procedure:

1. **Notice and Receipt of Complaint:** Any student who believes he/she has been subjected to sexual harassment or who has witnessed sexual harassment may file a complaint with any school employee. Within 24 hours of receiving a complaint, the school employee shall report it to the district Coordinator for Nondiscrimination/Principal. In addition, any school employee who observes any incident of sexual harassment involving a student shall, within 24 hours, report this observation to the Coordinator/Principal, whether or not the victim files a complaint.

In any case of sexual harassment involving the Coordinator/Principal to whom the complaint would ordinarily be made, the employee who receives the student's report or who observes the incident shall instead report to the Superintendent or designee.

2. **Initiation of Investigation:** The Coordinator/Principal shall initiate an impartial investigation of an allegation of sexual harassment within five school days of receiving notice of the harassing behavior, regardless of whether a formal complaint has been filed. The district shall be considered to have "notice" of the need for an investigation upon receipt of information from a student who believes he/she has been subjected to harassment, the student's parent/guardian, an employee who received a complaint from a student, or any employee or student who witnessed the behavior.

If the Coordinator/Principal receives an anonymous complaint or media report about alleged sexual harassment, he/she shall determine whether it is reasonable to pursue an investigation considering the specificity and reliability of the information, the seriousness of the alleged incident, and whether any individuals can be identified who were subjected to the alleged harassment.

3. **Initial Interview with Student:** When a student or parent/guardian has complained or provided information about sexual harassment, the Coordinator/Principal shall describe the district's grievance procedure and discuss what actions are being sought by the student in response to the complaint. The student who is complaining shall have an opportunity to describe the incident, identify witnesses who may have relevant information, provide other evidence of the harassment, and put his/her complaint in writing. If the student requests confidentiality, he/she shall be informed that such a request may limit the district's ability to investigate.

4. **Investigation Process:** The Coordinator/Principal shall keep the complaint and allegation confidential, except as necessary to carry out the investigation or take other subsequent necessary action. (5 CCR 4964)

The Coordinator/Principal shall interview individuals who are relevant to the investigation, including, but not limited to, the student who is complaining, the person accused of harassment, anyone who witnessed the reported harassment, and anyone mentioned as having relevant information. The Coordinator/Principal may take other steps such as reviewing any records, notes, or statements related to the harassment or visiting the location where the harassment is alleged to have taken place.

When necessary to carry out his/her investigation or to protect student safety, the

Coordinator/Principal also may discuss the complaint with the Superintendent or designee, the

Sexual Harassment – Administrative Regulation 5145.7

Page 2 of 5

parent/guardian of the student who complained, the parent/guardian of the alleged harasser if the alleged harasser is a student, a teacher or staff member whose knowledge of the students involved may help in determining who is telling the truth, law enforcement and/or child protective services, and district legal counsel or the district's risk manager.

(cf. 5141.4 - Child Abuse Prevention and Reporting)

5. **Interim Measures:** The Coordinator/Principal shall determine whether interim measures are necessary during and pending the results of the investigation, such as placing students in separate classes or transferring a student to a class taught by a different teacher.

6. **Optional Mediation:** In cases of student-on-student harassment, when the student who complained and the alleged harasser so agree, the Coordinator/Principal may arrange for them to resolve the complaint informally with the help of a counselor, teacher, administrator, or trained mediator. The student who complained shall never be asked to work out the problem directly with the accused person unless such help is provided and both parties agree, and he/she shall be advised of the right to end the informal process at any time.

(cf. 5138 - Conflict Resolution)

7. **Factors in Reaching a Determination:** In reaching a decision about the complaint, the Coordinator/Principal may take into account:

- a. Statements made by the persons identified above
- b. The details and consistency of each person's account
- c. Evidence of how the complaining student reacted to the incident
- d. Evidence of any past instances of harassment by the alleged harasser
- e. Evidence of any past harassment complaints that were found to be untrue

To judge the severity of the harassment, the Coordinator/Principal may take into consideration:

- a. How the misconduct affected one or more students' education
- b. The type, frequency, and duration of the misconduct
 - c. The identity, age, and sex of the harasser and the student who complained, and the relationship between them
 - d. The number of persons engaged in the harassing conduct and at whom the harassment was directed
- e. The size of the school, location of the incidents, and context in which they occurred
- f. Other incidents at the school involving different students

8. **Written Report on Findings and Follow-Up:** No more than 30 days after receiving the complaint, the Coordinator/Principal shall conclude the investigation and prepare a written report of his/her findings. This timeline may be extended for good cause. If an extension is needed, the Coordinator/Principal shall notify the student who complained and explain the reasons for the extension.

The report shall include the decision and the reasons for the decision and shall summarize the steps taken during the investigation. If it is determined that harassment occurred, the report shall

also include any corrective actions that have or will be taken to address the harassment and prevent any retaliation or further harassment. This report shall be presented to the student who complained, the person accused, the parents/guardians of the student who complained and the student who was accused, and the Superintendent or designee.

In addition, the Coordinator/Principal shall ensure that the harassed student and his/her parent/guardian are informed of the procedures for reporting any subsequent problems. The Coordinator/Principal shall make follow-up inquiries to see if there have been any new incidents or retaliation and shall keep a record of this information.

Sexual Harassment – Administrative Regulation 5145.7

Page 3 of 5

Enforcement of District Policy

The Superintendent or designee shall take appropriate actions to reinforce the district's sexual harassment policy. As needed, these actions may include any of the following:

1. Removing vulgar or offending graffiti

(cf. 5131.5 - Vandalism and Graffiti)

2. Providing training to students, staff, and parents/guardians about how to recognize harassment and how to respond

3. Providing training to students, staff, and parents/guardians to create an awareness of inappropriate sexuality related behavior based on the *Reasonable Person Standard*

(cf. 4131 - Staff Development)

(cf. 4231 - Staff Development)

(cf. 4331 - Staff Development)

4. Disseminating and/or summarizing the district's policy and regulation regarding sexual harassment

5. Consistent with the laws regarding the confidentiality of student and personnel records, communicating the school's response to parents/guardians and the community

(cf. 4119.23/4219.23/4319.23 - Unauthorized Release of Confidential/Privileged Information)

(cf. 5125 - Student Records)

6. Taking appropriate disciplinary action

In addition, disciplinary measures may be taken against any person who is found to have made a complaint of sexual harassment which he/she knew was not true.

(cf. 4118 - Suspension/Disciplinary Action)

(cf. 4218 - Dismissal/Suspension/Disciplinary Action)

(cf. 5144.1 - Suspension and Expulsion/Due Process)

(cf. 5144.2 - Suspension and Expulsion/Due Process (Students with Disabilities))

Notifications

A copy of the district's sexual harassment policy and regulation shall:

1. Be included in the notifications that are sent to parents/guardians at the beginning of each school year (Education Code 48980; 5 CCR 4917)

(cf. 5145.6 - Parental Notifications)

Sexual Harassment – Administrative Regulation 5145.7

Page 4 of 5

2. Be displayed in a prominent location in the main administrative building or other area where notices of district rules, regulations, procedures, and standards of conduct are posted, including school web sites (Education Code 231.5)
3. Be provided as part of any orientation program conducted for new students at the beginning of each quarter, semester, or summer session (Education Code 231.5)
4. Appear in any school or district publication that sets forth the school's or district's comprehensive rules, regulations, procedures, and standards of conduct (Education Code 231.5)
5. Be included in the student handbook
6. Be provided to employees and employee organizations

SANTA BARBARA UNIFIED SCHOOL DISTRICT

Santa Barbara, California February 10, 2009; April 27, 2010; June 12, 2012

Sexual Harassment – Administrative Regulation 5145.7

Page 5 of 5

Appendix I: Conduct- Board Policy 5131

Santa Barbara Unified School District

Board Policy

Students BP 5131

CONDUCT

The Governing Board believes that all students have the right to be educated in a positive learning environment free from disruptions. Students shall be expected to exhibit appropriate conduct that does not infringe upon the rights of others or interfere with the school program while on school grounds, while going to or coming from school, while at school activities, and while on district transportation.

(cf. 5131.1 - Bus Conduct)

(cf. 6145.2 - Athletic Competition)

Conduct is considered appropriate when students are diligent in study, careful with school property, courteous, and respectful toward their teachers, other staff, students and volunteers.

The Superintendent or designee shall ensure that each school site develops standards of conduct and discipline consistent with district policies and administrative regulations. Students and parents/guardians shall be notified of district and school rules related to conduct.

Prohibited student conduct includes, but is not limited to:

1. Conduct that endangers students, staff, or others

(cf. 0450 - Comprehensive Safety Plan)

(cf. 5131.7 - Weapons and Dangerous Instruments)

(cf. 5142 - Safety)

2. Conduct that disrupts the orderly classroom or school environment

(cf. 5131.4 - Student Disturbances)

3. Harassment or bullying of students or staff, such as bullying, including but not limited to cyberbullying, intimidation, hazing or initiation activity, ridicule, extortion, or any other verbal, written, or physical conduct that causes or threatens to cause violence, bodily harm or substantial disruption, or evidence of emotional suffering, in accordance with the section entitled

"Bullying/Cyberbullying" below

"Cyberbullying" includes the transmission of communications, posting of harassing messages, direct threats, or other harmful texts, sounds, or images on the Internet, social networking sites, or other digital technologies using a telephone, computer, or any wireless communication device. Cyberbullying also includes breaking into another person's electronic account and assuming that person's identity in order to damage that person's reputation.

(cf. 5145.3 - Nondiscrimination/Harassment)

(cf. 5145.7 - Sexual Harassment)

(cf. 5145.9 - Hate-Motivated Behavior)

4. Damage to or theft of property belonging to students, staff, or the district

(cf. 3515.4 - Recovery for Property Loss or Damage)

(cf. 5131.5 - Vandalism, Theft and Graffiti)

5. Possession or use of a laser pointer, unless used for a valid instructional or other school-related purpose, including employment (Penal Code 417.27)

Prior to bringing a laser pointer on school premises, students shall first obtain permission from the principal or designee. The principal or designee shall determine whether the requested use of the laser pointer is for a valid instructional or other school-related purpose.

6. Use of profane, vulgar, or abusive language

(cf. 5145.2 - Freedom of Speech/Expression)

7. Plagiarism or dishonesty on school work or tests

(cf. 5131.9 - Academic Honesty)

(cf. 6162.54 - Test Integrity/Test Preparation)

(cf. 6162.6 - Use of Copyrighted Materials)

8. Inappropriate attire

(cf. 5132 - Dress and Grooming)

9. Tardiness or unexcused absence from school

(cf. 5113 - Absences and Excuses)

(cf. 5113.1 - Truancy)

10. Failure to remain on school premises in accordance with school rules

11. Possession, use, or being under the influence of tobacco, alcohol, or other prohibited drugs

(cf. 5131.6 - Alcohol and Other Drugs)

(cf. 5131.62 - Tobacco)

(cf. 5131.63 - Steroids)

Employees are expected to provide appropriate supervision to enforce standards of conduct and, if they observe or receive a report of a violation of these standards, to immediately intervene or call for assistance. If an employee believes a matter has not been resolved, he/she shall refer the matter to his/her supervisor or administrator for further investigation.

Students who violate district or school rules and regulations may be subject to discipline including, but not limited to, suspension, expulsion, transfer to alternative programs, or denial of participation in extracurricular or cocurricular activities in accordance with Board policy and administrative regulation.

The Superintendent or designee shall notify local law enforcement as appropriate.

(cf. 1020 - Youth Services)

(cf. 1400 - Relations Between Other Governmental Agencies and the Schools)
(cf. 5020 - Parent Rights and Responsibilities)
(cf. 5127- Graduation Ceremonies and Activities)
(cf. 5144 - Discipline)
(cf. 5144.1 - Suspension and Expulsion/Due Process)
(cf. 5144.2 - Suspension and Expulsion/Due Process (Students with Disabilities))
(cf. 6020 - Parent Involvement)
(cf. 6145 - Extracurricular and Cocurricular Activities)
(cf. 6184 - Continuation Education)
(cf. 6185 - Community Day School)

Students also may be subject to discipline, in accordance with law, Board policy, or administrative regulation, for any off-campus conduct during nonschool hours which poses a threat or danger to the safety of students, staff, or district property, or substantially disrupts school activities.

Possession/Use of Cellular Phones and Other Mobile Communications Devices

No student shall be prohibited from possessing or using an electronic signaling device that is determined by a licensed physician or surgeon to be essential for the student's health and the use of which is limited to health-related purposes. (Education Code 48901.5)

Students may possess or use on school campus personal electronic devices solely for academic purposes as directed by school staff members, otherwise such devices will be turned off from the first bell until dismissal (end of school day). Personal electronic devices include, but not limited to, pagers and cellular/digital telephones, as well as other mobile communications devices including but not limited to, digital media players, personal digital assistants (PDAs), compact disc players, portable game consoles, cameras, digital scanners, and laptop computers. The use of such devices shall not disrupt the educational program or school activity and shall not be used for illegal or unethical activities such as cheating on assignments or tests. All use of electronic devices is subject to regulation by school officials. If a disruption occurs or a student uses any mobile communications device for improper activities, a school employee shall direct the student to turn off the device and shall confiscate it and turn it in to the school office (refer to Exhibit 5144, item 23, for additional guidance). In accordance with Board policy 5145.12 – Search and Seizure, a school official may conduct a limited search of a student's mobile communications device only if a student has engaged in conduct that causes an administrator to have reasonable suspicion that the student has committed, or is about to commit, a crime or has violated applicable laws or board policy, administrative regulations, or other rules of the district or the school, and that there is reasonable cause to believe that a search of the student's mobile communications device will uncover evidence of the violation. Any search of a student's mobile communication device must be of a scope and nature that is limited to uncovering that evidence.

(cf. 5145.12 - Search and Seizure)

Students under 18 years of age shall not use mobile communications devices, even in hands-free mode, while driving on school grounds or to and from a school-related activity.

A student who violates this policy may be prohibited from possessing a mobile communications device at school or school-related events and/or may be subject to further discipline in accordance with Board policy and administrative regulation.

Bullying/Cyberbullying

The Board desires to prevent bullying by establishing a positive, collaborative school climate and clear rules for student conduct.

(cf. 5137 - Positive School Climate)

(cf. 5138 - Conflict Resolution/Peer Mediation)

(cf. 6164.2 - Guidance/Counseling Services)

The district may provide students instruction, in the classroom or other educational settings, that promotes communication, social skills, and assertiveness skills and educates students about appropriate online behavior and strategies to prevent and respond to bullying and cyberbullying. This instruction may involve parents/guardians, staff, and community members.

(cf. 1220 - Citizen Advisory Committees)

(cf. 6163.4 - Student Use of Technology)

Students may submit a verbal or written complaint of conduct they consider to be bullying to a teacher or administrator and may also request that their name be kept in confidence. The Superintendent or designee may establish other processes for students to submit anonymous reports of bullying. Complaints of bullying or harassment shall be investigated and resolved in accordance with site-level grievance procedures specified in Administrative Regulation 5145.7, "Sexual Harassment."

When a student is suspected of or reported to be using electronic or digital communications to engage in cyberbullying against other students or staff, or to threaten district property, the investigation shall include documentation of the activity, identification of the source, and specific facts or circumstances that explain the impact or potential impact on school activity, school attendance, or the targeted student's educational performance. Students shall be encouraged to save and print any messages sent to them that they feel constitute cyberbullying and to notify a teacher, the principal, or other employee so that the matter may be investigated.

Any student who engages in cyberbullying on school premises, or off campus in a manner that causes or is likely to cause a substantial disruption of a school activity or school attendance, shall be subject to discipline in accordance with district policies and regulations. If the student is using a social networking site or service that has terms of use that prohibit posting of harmful material, the Superintendent or designee also may file a complaint with the Internet site or service to have the material removed.

Legal Reference:

EDUCATION CODE

200-262.4 Prohibition of discrimination

32261 Bullying

35181 Governing board policy on responsibilities of students

35291-35291.5 Rules

44807 Duty concerning conduct of students

48900-48925 Suspension or expulsion, especially:

48908 Duties of students

51512 Prohibition against electronic listening or recording device in classroom without permission

CIVIL CODE

1714.1 Liability of parents and guardians for willful misconduct of minor

PENAL CODE

288.2 Harmful matter with intent to seduce

313 Harmful matter

417.25-417.27 Laser scope

647 Use of camera or other instrument to invade person's privacy; misdemeanor

647.7 Use of camera or other instrument to invade person's privacy; punishment

653.2 Electronic communication devices, threats to safety

VEHICLE CODE

23124 Use of cellular phones provisional license holders

CODE OF REGULATIONS, TITLE 5

300-307 Duties of pupils

UNITED STATES CODE, TITLE 42

2000h-2000h6 Title IX, 1972 Education Act Amendments

UNITED STATES CODE, TITLE 47

254 Universal service discounts (e-rate)

COURT DECISIONS

J.C. v. Beverly Hills Unified School District, 2009 (CV 08-03824 SVW)

LaVine v. Blaine School District, (2000, 9th Cir.) 257 F.3d 981

Emmett v. Kent School District No. 415, (2000) 92 F.Supp. 1088

Bethel School District No. 403 v. Fraser, (1986) 478 U.S. 675

Tinker v. Des Moines Independent Community School District, (1969) 393 U.S. 503

Management Resources:

CSBA PUBLICATIONS

Cyberbullying: Policy Considerations for Boards, Policy Brief, July 2007

CALIFORNIA DEPARTMENT OF EDUCATION PUBLICATIONS

Bullying at School, 2003

NATIONAL SCHOOL BOARDS ASSOCIATION PUBLICATIONS

Digital Discipline: Off-Campus Student Conduct, the First Amendment and Web Sites, School Law in Review, 2001

NATIONAL SCHOOL SAFETY CENTER PUBLICATIONS

Bullying in School: Fighting the Bullying Battle, 2006

WEB SITES

CSBA: <http://www.csba.org>

California Cybersafety for Children: <http://www.cybersafety.ca.gov>

California Department of Education, Safe Schools Office: <http://www.cde.ca.gov/ls/ss>

Center for Safe and Responsible Internet Use: <http://cyberbully.org>

National School Boards Association: <http://www.nsba.org>

National School Safety Center: <http://www.schoolsafety.us>

U.S. Department of Education: <http://www.ed.gov>

Policy: SANTA BARBARA UNIFIED SCHOOL DISTRICT

Adopted: February 10, 2009 Santa Barbara, California

Revised: December 14, 2010

Appendix J: Vandalism, Theft and Graffiti- Board Policy 5131.5

Santa Barbara Unified School District Board Policy

BP 5131.5

Students

VANDALISM AND GRAFFITI

The Governing Board desires to enhance student learning by striving to provide an environment where students and staff can feel safe and secure and can take pride in their school. To that end, the Superintendent or designee shall develop strategies for preventing graffiti and vandalism on school grounds, including education for students and parents through Safe Schools and Healthy Student school plan goals collaborating with local law enforcement and city and county officials, as appropriate, to help develop a coordinated response to graffiti and vandalism in the community.

(cf. 0450 - Comprehensive Safety Plan)

(cf. 1400 - Relations Between Other Governmental Agencies and the Schools)

(cf. 3515 - Campus Security)

(cf. 3515.3 - District Police/Security Department)

(cf. 5131.7 - Positive School Climate)

(cf. 5136 - Gangs)

(cf. 5138 - Conflict Resolution/Peer Mediation)

Students and staff are encouraged to report any graffiti or vandalism to the principal or designee for investigation. The principal or designee shall determine whether the incident necessitates an investigation pursuant to the district's sexual harassment, hate-motivated behavior, or nondiscrimination grievance procedure.

(cf. 5145.3 - Nondiscrimination/Harassment)

(cf. 5145.7 - Sexual Harassment)

(cf. 5145.9 - Hate-Motivated Behavior)

As appropriate, the principal or designee may contact local law enforcement in instances when the graffiti is repetitive, identifies particular targets or groups, identifies the perpetrator, and/or contains incitements to violence, threats, or intimidation. Photographs or other evidence of the vandalism or graffiti shall be preserved as necessary for investigation by the district or law enforcement and as evidence in any district disciplinary proceedings.

The principal or designee shall ensure that graffiti on school grounds is removed and covered as soon as possible, and if practicable before the beginning of the school day.

A student who commits an act of vandalism or graffiti on school grounds shall be subject to disciplinary action, including, but not limited to, suspension or expulsion in accordance with Board policy and administrative regulation. If reparation for damages is not made, the district also may withhold the student's grades, diploma, and/or transcripts in accordance with law.

(cf. 3515.4 - Recovery for Property Loss or Damage)

(cf. 5125.2 - Withholding Grades, Diploma or Transcripts)

(cf. 5131 - Conduct)

(cf. 5144 - Discipline)

(cf. 5144.1 - Suspension and Expulsion/Due Process)

Legal Reference:

EDUCATION CODE

48900 Grounds for suspension or expulsion

48904 Willful misconduct, limit of liability of parent or guardian

48904.3 Withholding grades, diplomas, or transcripts of pupils causing property damage or injury

CIVIL CODE

51.7 Right to be free from violence

52.1 Discrimination liability

1714.1 Liability of parent or guardian for act of willful misconduct by a minor

GOVERNMENT CODE

53069.5 Reward for information

PENAL CODE

594 Vandalism

594.1 Aerosol containers of paint

594.2 Intent to commit vandalism or graffiti

594.6 Vandalism or graffiti, community service

640.5 Graffiti; facilities or vehicles of governmental entity

640.6 Graffiti

CODE OF REGULATIONS, TITLE 5

305 Student responsible for care of property

Management Resources:

WEB SITES

CSBA: <http://www.csba.org>

California Department of Education: <http://www.cde.ca.gov>

Policy: SANTA BARBARA UNIFIED SCHOOL DISTRICT

Adopted: February 10, 2009 Santa Barbara, California

Revised: April 27, 2010

Appendix K: Dress and Grooming- Board Policy 5132

Santa Barbara Unified School District

Board Policy

BP 5132

Students

DRESS AND GROOMING

The Governing Board believes that appropriate dress and grooming contribute to a productive learning environment. The Board expects students to give proper attention to personal cleanliness and to wear clothes that are suitable for the school activities in which they participate. Students' clothing must not present a health or safety hazard or a distraction which would interfere with the educational process.

(cf. 4119.22/4219.22/4319.22 - Dress and Grooming)

(cf. 5145.2 - Freedom of Speech/Expression)

Students and parents/guardians shall be informed about dress and grooming standards at the beginning of the school year and whenever these standards are revised. A student who violates these standards shall be subject to appropriate disciplinary action.

(cf. 5144 - Discipline)

Gang-Related Apparel

The principal, staff and parents/guardians at a school may establish a reasonable dress code that prohibits students from wearing gang-related apparel when there is evidence of a gang presence that disrupts or threatens to disrupt the school's activities. Such a dress code may be included as part of the school safety plan and must be presented to the Board for approval. The Board shall approve the plan upon determining that it is necessary to protect the health and safety of the school's students.

(cf. 0450 - Comprehensive Safety Plan)

(cf. 5136 - Gangs)

Uniforms

In order to promote student safety and discourage theft, peer rivalry and/or gang activity, the principal, staff and parents/guardians at a school may establish a reasonable dress code requiring students to wear uniforms. Such a dress code may be included as part of the school safety plan and must be presented to the Board for approval. The Board shall approve the plan upon determining that it is necessary to protect the health and safety of the school's students.

If a school's plan to require uniforms is adopted, the Superintendent or designee shall establish procedures whereby parents/guardians may choose to have their children exempted from the school uniform policy. Students shall not be penalized academically, otherwise discriminated against or denied attendance to school if their parents/guardians so decide. (Education Code 35183) The Superintendent or designee shall ensure that resources are identified to assist economically disadvantaged students in obtaining uniforms.

Legal Reference:

EDUCATION CODE

35183 School dress codes; uniforms

32281 School safety plans

48907 Student exercise of free expression

49066 Grades; effect of physical education class apparel

CODE OF REGULATIONS, TITLE 5

302 Pupils to be neat and clean on entering school

Safe School Plan – Santa Barbara High School

Hartzell v. Connell (1984) 35 Cal. 3d 899

Arcadia Unified School District v. California Department of Education, (1992) 2 Cal. 4th 251

Marvin H. Jeglin et al v. San Jacinto Unified School District et al 827 F.Supp. 1459 (C.D. Cal. 1993)

Policy: SANTA BARBARA UNIFIED SCHOOL DISTRICT

Adopted: February 10, 2009 Santa Barbara, California

Appendix L: Dress and Grooming- Exhibit 5132

Dress Code Policy

The Santa Barbara Unified School District is committed to establishing a safe and secure learning environment. While a student's attire is generally at the discretion of a parent/guardian, appropriate dress standards are necessary for the healthy, safe and undisrupted operation of a school. The district's dress code policy will be enforced consistently and fairly on all school campuses and at school sponsored functions. Additionally, each individual school site reserves the right to add items to the district's dress code as necessary for the health and safety of the school environment. School sites are responsible for notifying the students and parents of established site standards.

Appropriate Dress Standards

Our district's students are prohibited from wearing clothing that (a) causes an actual distraction from or disturbance of any school activity, or interferes with participation of a student in a school activity or (b) creates a health or safety hazard.

- 1. Clean and Neat Dress:** Students shall be neatly dressed and shall show proper attention to personal cleanliness. All pants and shorts must be hemmed. Cut-off shorts are not permitted.
- 2. Size and Fit (Oversized Clothing):** Students shall wear the correct size of clothing. Pants worn well below the waist and oversized or bagging pants are not permitted. Students are prohibited from wearing oversized jackets, parkas and other oversized outerwear.
- 3. Size and Fit (Revealing Clothing):** Students shall not wear sexually suggestive or revealing clothing, including, but not limited to, clothing which exposes the midriff or undergarments, low cut tops, micro-mini and mini skirts, tube tops, spaghetti strap tank tops, off the shoulder tops, and see-through attire.
- 4. Footwear:** *Safe footwear is required at all times. Bare feet, shoes without soles and house slippers are not permitted.
- 5. Headwear and Sunglasses:** Students shall not wear hats, handkerchiefs, bandanas or other kinds of head coverings inside district buildings. Students shall not wear dark glasses or sunglasses indoors unless a student has a valid medical note on file at the school site.
Each school site shall allow students to wear sun-protective clothing while outdoors during the school day and during school functions open to the public. The type of sun-protective clothing permitted at a school site is determined by the individual site.
- 6. Dangerous Clothing:** Students shall not wear any clothing that may be used as a weapon, including but not limited to, steel toed boots, long waist chains, items with spikes or studs and other items deemed inappropriate by an individual school site.
- 7. Writing, Insignias and Pictures:** Students shall not wear clothing, jewelry, hairstyles, bodyart, or other personal effects with writing, insignia or pictures which disrupt the educational process. This includes, but is not limited to, writings, insignia and pictures that:
 - display commonly known gang and gang affiliation symbols;
 - display products or slogans which promote alcohol, tobacco, drugs, violence or sex;
 - are obscene, libelous, slanderous or profane;
 - create a clear and present danger of the commission of unlawful acts, violation of school regulations or injury to the people or property of the school community;
 - discriminate against others or are violations of hate-crime laws.
- 8. Gang Related Apparel:** When there is evidence of a gang presence that disrupts or threatens to disrupt school activities, the principal, staff and parents/guardians may work with local law enforcement to establish a reasonable dress code which prohibits students from wearing gang related apparel. The dress code must specifically list what clothing is defined and prohibited as "gang-related apparel." A gang-

related apparel dress code is included as part of the school safety plan and must be presented to the board for approval. The board shall approve the dress code upon a determination that the dress code is necessary to protect the health and safety of the school's students. Once the policy is in force, site administrators and the safe school committees should review the policy once a semester to ensure that it is current and specific to the local gang issues. Any clothing or apparel that a student or a group of students wear to identify themselves for the purposes of harassing, threatening or intimidating others is not permitted while on district property or during school or district-sponsored activities.

Consequences for Dress Code Violation

Students who fail to follow the provisions of the dress code will be held accountable in accordance with the established district/site discipline policy.

- Before sending students to the office/administration for dress code violations, teachers will first counsel students about their dress and seek voluntary compliance with the policy.
- First Offense: Student conference with administration and attire altered;
- Second Offense: Attire altered, parent conference, and possible 1 - 3 day suspension;
- Third Offense: Attire altered, parent conference, and possible 1 - 5 day suspension.

Persistent and flagrant violations of the dress code may result in further consequences, up to and including expulsion.

Legal Reference

California Education Code sections 32282, 35160, 35183

Jeglin v. San Jacinto Unified Sch. Dist. (C.D. Cal. 1993) 827 F.Supp. 1459

***Safe Footwear**

Of great concern regarding student safety is the style of footwear appropriate for students. To reduce the risk of injury, the following footwear guidelines will apply to students in the Santa Barbara Unified School District:

- ☐ ☐ Shoes must be worn at all times. Site administration reserves the right to determine the safety of footwear on any given occasion.
- ☐ ☐ No student shall wear shoes with wheels, heels exceeding 3" in height, slippers (e.g., ballet, bedroom, etc.), or any shoes that disrupts the instructional process.
- ☐ ☐ Students must wear appropriate athletic shoes during recess or physical education activities for safety reasons.

Specialized footwear (e.g., cleats) shall only be worn during appropriate activities.

- ☐ ☐ Students in grades K-6 may not wear backless shoes (footwear without heel straps); students 7-12 may wear sandals or similar styles as long as they do not present a safety concern.

Exhibit: SANTA BARBARA UNIFIED SCHOOL DISTRICT

Version: September 9, 2008 (Board adopted)

Revised: May 5, 2009

Appendix M: Positive School Climate- Board Policy 5137

Santa Barbara Unified School District

Board Policy

BP 5137

Students

POSITIVE SCHOOL CLIMATE

The Governing Board desires to enhance student learning by providing an orderly, caring, and nurturing educational and social environment in which all students can feel safe and take pride in their school and their achievements. The school environment should be characterized by positive interpersonal relationships among students and between students and staff.

(cf. 0410 - Nondiscrimination in District Programs and Activities)

(cf. 3515 - Campus Security)

(cf. 3515.2 - Disruptions)

(cf. 5030 - Student Wellness)

(cf. 5131.4 - Student Disturbances)

(cf. 5142 - Safety)

(cf. 5145.3 - Nondiscrimination/Harassment)

All staff are expected to serve as role models for students by demonstrating positive, professional attitudes, cultural sensitivity, and respect toward each student and other staff members. Teachers shall use effective classroom management techniques based on clear expectations for student behavior.

(cf. 4119.21/4219.21/4319.21 - Professional Standards)

Staff shall consistently enforce Board policies and regulations which establish rules for appropriate student conduct, including prohibitions against bullying, cyber bullying, harassment of students, hazing, other violence or threats of violence against students and staff, and drug, alcohol, and tobacco use.

(cf. 0450 - Comprehensive Safety Plan)

(cf. 3513.3 - Tobacco-Free Schools)

(cf. 4020 - Drug and Alcohol-Free Workplace)

(cf. 5131 - Conduct)

(cf. 5131.1 - Bus Conduct)

(cf. 5131.6 - Alcohol and Drugs)

(cf. 5131.7 - Weapons and Dangerous Instruments)

(cf. 5136 - Gangs)

(cf. 5144 - Discipline)

(cf. 5144.1 - Suspension and Expulsion/Due Process)

(cf. 5144.2 - Suspension and Expulsion/Due Process (Students with Disabilities))

(cf. 5145.2 - Freedom of Speech/Expression)

(cf. 5145.7 - Sexual Harassment)

(cf. 5145.9 - Hate-Motivated Behavior)

The district's curriculum shall include age-appropriate character education that includes, but is not limited to, the principles of equality, human dignity, mutual respect, fairness, honesty, and citizenship. Teachers are encouraged to employ cooperative learning strategies that foster positive interactions in the classroom among students from diverse backgrounds.

(cf. 5131.9 - Academic Honesty)

(cf. 6141 - Curriculum Development and Evaluation)
(cf. 6142.3 - Civic Education)
(cf. 6142.4 - Service Learning/Community Service Classes)
(cf. 6142.94 - History-Social Science Instruction)
(cf. 6161.1 - Selection and Evaluation of Instructional Materials)

The Superintendent or designee may develop other strategies to enhance students' feelings of connectedness with the schools, such as campus beautification projects, graffiti removal, development of cocurricular activities and after-school programs, pairing of adult mentors with individual students, recognition of student achievement, and encouragement of strong family and community involvement in the schools.

(cf. 1240 - Volunteer Assistance)
(cf. 5126 - Awards for Achievement)
(cf. 5131.5 - Vandalism, Theft and Graffiti)
(cf. 5148.2 - Before/After School Programs)
(cf. 6020 - Parent Involvement)
(cf. 6145 - Extracurricular and Cocurricular Activities)
(cf. 6145.5 - Student Organizations and Equal Access)

Students shall have opportunities to voice their concerns about school policies and practices and to share responsibility for solving problems that affect their school.

The schools shall encourage attitudes and behaviors that foster harmonious relations. As part of this effort, students shall be taught the skills necessary to reduce violence, including communication skills, anger management, bias reduction, and mediation skills.

(cf. 5138 - Conflict Resolution/Peer Mediation)
(cf. 6164.2 - Guidance/Counseling Services)

Staff shall receive professional development designed to improve classroom management, conflict resolution techniques, and communications with students and parents/guardians including persons of diverse backgrounds.

(cf. 4131/4231/4331 - Staff Development)

Legal Reference:

EDUCATION CODE

233-233.8 Hate violence prevention

32280-32289 School safety plans

32295.5 Teen court programs

35181 Governing board policy on responsibilities of students

35291-35291.5 Rules

44807 Teachers' duty concerning conduct of students

48900-48925 Suspension and expulsion

Management Resources:

CSBA PUBLICATIONS

Cyberbullying: Policy Considerations for Boards, Policy Brief, July 2007

Protecting Our Schools: Governing Board Strategies to Combat School Violence, rev. 1999

CALIFORNIA DEPARTMENT OF EDUCATION PUBLICATIONS

Bullying at School, 2003

Creating Safe and Drug-Free Schools: An Action Guide, 1996

U.S. DEPARTMENT OF EDUCATION PUBLICATIONS

Preventing Bullying: A Manual for Schools and Communities, 1998

WEB SITES

CSBA: <http://www.csba.org>

California Department of Education, Learning Support: <http://www.cde.ca.gov/ls>

National School Safety Center: <http://www.schoolsafety.us>

U.S. Department of Education, Office of Safe and Drug-Free Schools: <http://www.ed.gov/offices/OESE/SDFS>

Policy: SANTA BARBARA UNIFIED SCHOOL DISTRICT
Adopted: February 10, 2009 Santa Barbara, California
Technical Revision: December 3, 2010

Appendix N: Dropout Prevention- Board Policy 5147

Santa Barbara Unified School District

Board Policy

BP 5147

Students

DROPOUT PREVENTION

The Governing Board recognizes that regular school attendance is critical to student learning and achievement. The Board desires to provide a learning environment that engages students, helps them become self-motivated, encourages regular attendance, and enables them to meet district standards and to graduate.

(cf. 5113 - Absences and Excuses)

(cf. 6011 - Academic Standards)

(cf. 6146.1 - High School Graduation Requirements)

(cf. 6146.5 - Elementary/Middle School Graduation Requirements)

(cf. 6162.52 - High School Exit Examination)

The Superintendent or designee shall develop strategies to identify and serve students at all grade levels who are at risk of dropping out of school. Students may be identified on the basis of indicators such as frequent absenteeism, truancy, or tardiness; below-grade-level achievement; or personal, social, health, or economic concerns that may make a student more likely to drop out of school.

(cf. 5113.1 - Truancy)

(cf. 5123 - Promotion/Acceleration/Retention)

(cf. 5146 - Married/Pregnant/Parenting Students)

(cf. 5149 - At-Risk Students)

(cf. 6164.2 - Guidance/Counseling Services)

(cf. 6164.5 - Student Success Teams)

(cf. 6178 - Career Technical Education)

(cf. 6178.1 - Work Experience Education)

(cf. 6179 - Supplemental Instruction)

The school site council at each school shall develop a comprehensive school plan for student retention in accordance with law, Board policy, and administrative regulation. The plan shall be designed to help reduce student absenteeism and dropout rates and to improve student achievement.

(cf. 0420 - School Plans/Site Councils)

Legal Reference:

EDUCATION CODE

35160 Authority of governing board

41505-41508 Pupil Retention Block Grant

48400-48403 Compulsory continuation education

48430-48438 Continuation education

48660-48667 Community day schools

51745-51749.3 Independent study

52300-52334 Regional Occupational Centers

52890 Qualifications and duties of outreach consultants

54690-54697 Partnership academies

64000-64001 Single plan for student achievement

REPEALED EDUCATION CODE FOR CATEGORICAL PROGRAMS

52014 Inclusion of activities in plan

52015 Components of plan

52900-52904 Alternative education and work centers for school dropouts

Safe School Plan – Santa Barbara High School

54660-54669 Elementary and Secondary School Dropout Prevention Act
54720-54735 School-based pupil motivation and maintenance program
58550-58562 Educational clinics
UNITED STATES CODE, TITLE 20
6301-6322 Title I programs

Management Resources:

WEB SITES

California Department of Education: <http://www.cde.ca.gov>

California Dropout Prevention Network: <http://www.edualliance.org/cdpn>

National Dropout Prevention Center: <http://www.dropoutprevention.org>

Policy: SANTA BARBARA UNIFIED SCHOOL DISTRICT

Adopted: February 10, 2009 Santa Barbara, California

Appendix O: At-Risk Students- Board Policy 5149

Santa Barbara Unified School District Board Policy

BP 5149

Students

AT-RISK STUDENTS

The Governing Board recognizes that, for a variety of reasons, students may be at risk of school failure. The Board believes, however, that each student can succeed in meeting district academic standards with appropriate educational programs and support services.

(cf. 6011 - Academic Standards)

(cf. 6146.1 - High School Graduation Requirements)

(cf. 6146.5 - Elementary/Middle School Graduation Requirements)

(cf. 6162.52 - High School Exit Examination)

District assessments and ongoing classroom evaluations shall be used to identify students performing below grade-level or at risk of failing to meet district standards. The Superintendent or designee shall develop strategies to address the needs of at-risk students, which may include but are not limited to instructional strategies responsive to the needs of individual students, provision of supplemental instruction outside the regular school day, provision of effective support services, parent involvement, and/or enrollment in an alternative program.

(cf. 0420 - School Plans/Site Councils)

(cf. 0450 - Comprehensive Safety Plan)

(cf. 5030 - Student Wellness)

(cf. 5113.1 - Truancy)

(cf. 5131.6 - Alcohol and Other Drugs)

(cf. 5136 - Gangs)

(cf. 5137 - Positive School Climate)

(cf. 5138 - Conflict Resolution/Peer Mediation)

(cf. 5141.22 - Infectious Diseases)

(cf. 5141.3 - Health Examinations)

(cf. 5141.31 - Immunizations)

(cf. 5141.32 - Health Screening for School Entry)

(cf. 5141.4 - Child Abuse Prevention and Reporting)

(cf. 5141.52 - Suicide Prevention)

(cf. 5146 - Married/Pregnant/Parenting Students)

(cf. 5147 - Dropout Prevention)

(cf. 6142.8 - Comprehensive Health Education)

(cf. 6164.2 - Guidance/Counseling Services)

(cf. 6164.4 - Identification and Evaluation of Individuals for Special Education)

(cf. 6164.5 - Student Success Teams)

(cf. 6164.6 - Identification and Education Under Section 504)

(cf. 6179 - Supplemental Instruction)

(cf. 6181 - Alternative Schools)

(cf. 6300 - Preschool/Early Childhood Education)

The Superintendent or designee shall ensure that employees are trained to support students and are prepared to implement intervention strategies as needed or to make appropriate referrals.

(cf. 4131/4231/4331 - Staff Development)

Legal Reference:

EDUCATION CODE

8800-8807 Healthy Start support services for children
11500-11506 Programs to encourage parent involvement
35160 Authority of governing boards
35183 Gang-related apparel
41505-41508 Pupil Retention Block Grant
41510-41514 School Safety Consolidated Competitive Grant
44049 Report of alcohol or controlled substance abuse
48260-48273 Truancy
48400-48454 Continuation education
48660-48666 Community day schools
49400-49409 Student health
49450-49457 Physical examinations of students
49600-49604 Educational counseling
51266-51266.5 Gang and substance abuse prevention curriculum
51268 Collaboration re drug, alcohol and tobacco prevention
51745-51749.3 Independent study programs
52200-52212 Gifted and Talented Pupil Program
52800-52887 School-Based Program Coordination Act
54400-54425 Programs for disadvantaged children
54440-54445 Migrant children
54740-54749.5 California School Age Families
56000-56001 Special education programs
56302 Identification and assessment of needs for individuals with disabilities

REPEALED EDUCATION CODE FOR CATEGORICAL PROGRAMS

52014 Inclusion of activities in plan
52015 Components of plan
54685-54686.2 Early Intervention for School Success Program

HEALTH AND SAFETY CODE

11802 Joint school-community alcohol abuse primary education and prevention program
120325-120380 Immunizations
121475-121520 Tuberculosis tests for students
124025-124110 Child health and disability prevention program

PENAL CODE

11164-11174.3 Child abuse and neglect reporting

WELFARE AND INSTITUTIONS CODE

4343-4360 Primary intervention programs - mental health
4370-4390 School-based early mental health intervention and prevention
18975-18979 Child abuse prevention training
18986.40-18986.46 Interagency children's services programs

CODE OF REGULATIONS, TITLE 5

11900-11935 Healthy Start program

UNITED STATES CODE, TITLE 20

6301-6578 Title I programs

Management Resources:

WEB SITES

California Department of Education: <http://www.cde.ca.gov>

Policy: SANTA BARBARA UNIFIED SCHOOL DISTRICT

Adopted: February 10, 2009 Santa Barbara, California

Appendix P: Mandated Reporting Form

NAME OF MANDATED REPORTER		TITLE		MANDATED REPORTER CATEGORY	
REPORTER'S BUSINESS/AGENCY NAME AND ADDRESS Street City Zip				DID MANDATED REPORTER WITNESS THE INCIDENT? <input type="checkbox"/> YES <input type="checkbox"/> NO	
REPORTER'S TELEPHONE (DAYTIME) ()		SIGNATURE		TODAY'S DATE	
<input type="checkbox"/> LAW ENFORCEMENT <input type="checkbox"/> COUNTY PROBATION <input type="checkbox"/> COUNTY WELFARE / CPS (Child Protective Services)		AGENCY			
ADDRESS Street City Zip				DATE/TIME OF PHONE CALL	
OFFICIAL CONTACTED - TITLE				TELEPHONE ()	
NAME (LAST, FIRST, MIDDLE)			BIRTHDATE OR APPROX. AGE	SEX	ETHNICITY
ADDRESS Street City Zip			TELEPHONE ()		
PRESENT LOCATION OF VICTIM			SCHOOL	CLASS	GRADE
PHYSICALLY DISABLED? <input type="checkbox"/> YES <input type="checkbox"/> NO	DEVELOPMENTALLY DISABLED? <input type="checkbox"/> YES <input type="checkbox"/> NO	OTHER DISABILITY (SPECIFY)		PRIMARY LANGUAGE SPOKEN IN HOME	
IN FOSTER CARE? <input type="checkbox"/> YES <input type="checkbox"/> NO	IF VICTIM WAS IN OUT-OF-HOME CARE AT TIME OF INCIDENT, CHECK TYPE OF CARE: <input type="checkbox"/> DAY CARE <input type="checkbox"/> CHILD CARE CENTER <input type="checkbox"/> FOSTER FAMILY HOME <input type="checkbox"/> FAMILY FRIEND <input type="checkbox"/> GROUP HOME OR INSTITUTION <input type="checkbox"/> RELATIVE'S HOME			TYPE OF ABUSE (CHECK ONE OR MORE) <input type="checkbox"/> PHYSICAL <input type="checkbox"/> MENTAL <input type="checkbox"/> SEXUAL <input type="checkbox"/> NEGLECT <input type="checkbox"/> OTHER (SPECIFY)	
RELATIONSHIP TO SUSPECT			PHOTOS TAKEN? <input type="checkbox"/> YES <input type="checkbox"/> NO	DID THE INCIDENT RESULT IN THIS VICTIM'S DEATH? <input type="checkbox"/> YES <input type="checkbox"/> NO <input type="checkbox"/> UNK	
NAME BIRTHDATE SEX ETHNICITY NAME BIRTHDATE SEX ETHNICITY 1. 3. 2. 4.					
NAME (LAST, FIRST, MIDDLE)			BIRTHDATE OR APPROX. AGE	SEX	ETHNICITY
ADDRESS Street City Zip			HOME PHONE ()	BUSINESS PHONE ()	
NAME (LAST, FIRST, MIDDLE)			BIRTHDATE OR APPROX. AGE	SEX	ETHNICITY
ADDRESS Street City Zip			HOME PHONE ()	BUSINESS PHONE ()	
SUSPECT'S NAME (LAST, FIRST, MIDDLE)			BIRTHDATE OR APPROX. AGE	SEX	ETHNICITY
ADDRESS Street City Zip			TELEPHONE ()		
OTHER RELEVANT INFORMATION					
IF NECESSARY, ATTACH EXTRA SHEET(S) OR OTHER FORM(S) AND CHECK THIS BOX IF MULTIPLE VICTIMS, INDICATE NUMBER: <input type="checkbox"/>					
DATE / TIME OF INCIDENT		PLACE OF INCIDENT			
NARRATIVE DESCRIPTION (What victim(s) said/what the mandated reporter observed/what person accompanying the victim(s) said/similar or past incidents involving the victim(s) or suspect)					

Sample only. Use Triplicate forms at each school site.